

ARCHITECTURAL



PERFORMANCE
IN LIGHTING

powered by
GEWISS

PERFORMANCE
iN LIGHTING | powered by
GEWISS

Light sculpts the surrounding area to emphasise the meticulous planning that has gone into every piece of architecture. Aesthetics and function combine to create products that are able to satisfy the needs of the most ambitious of projects. Lighting becomes an integral part of the creative and design process, they form the nuances highlighting texture and detail, becoming part of the construction process by perfectly complementing its architectural design.

TYK+



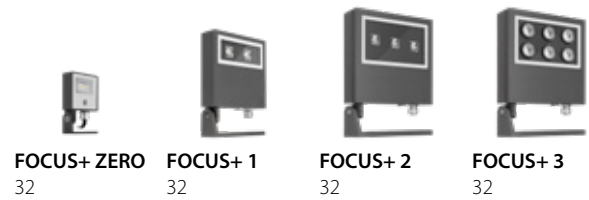
TYK+ 10
8

TYK+ 10
8

TYK+ 10
8

TYK+ 10
8

FOCUS+



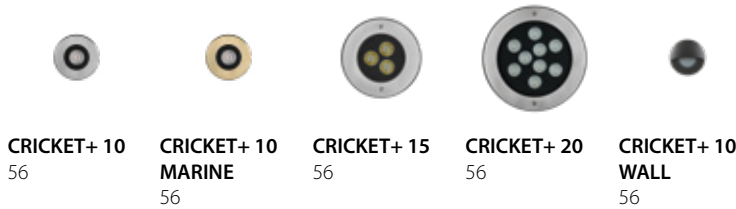
FOCUS+ ZERO
32

FOCUS+ 1
32

FOCUS+ 2
32

FOCUS+ 3
32

CRICKET+



CRICKET+ 10
56


**CRICKET+ 10
MARINE**
56

CRICKET+ 15
56

CRICKET+ 20
56

**CRICKET+ 10
WALL**
56

STEEL SQUARE+




**STEEL
SQUARE 20**
68

**STEEL
SQUARE 28**
68

**STEEL
SQUARE 34**
68

STRIP SQUARE+



STRIP SQUARE+
78

**STRIP SQUARE+
INGROUND**
78

NOTTURNO



**NOTTURNO
1500**
90

OMBRA




OMBRA 1500
96

TRACCIA



TRACCIA 1500
102


GROOVE 21



**GROOVE 21
1000**
112

**GROOVE 21
R500**
112

INSERT+



INSERT+ ZERO
122

**INSERT+ ZERO
CLIP**
122

**INSERT+ ZERO
GLASS**
122

**INSERT+ ZERO
SM**
122

**INSERT+ ZERO
SM GLASS**
122

INSERT+ 1
122

**INSERT+ 1
MARINE**
122

INSERT+ 1 V
122

INSERT+ 2 V
122

**INSERT+ 1 V
GLASS**
122

**INSERT+ 1 V
SM**
122

**INSERT+ 1 V
SM GLASS**
122


INSERT+ 2
122

INSERT+ 3
122

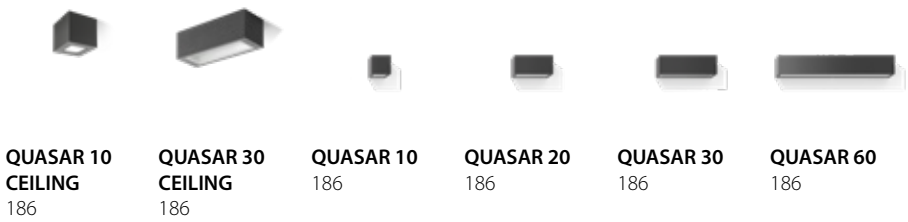
**INSERT+ ZERO
POST**
122

**INSERT+ 1 V
POST**
122

MIMIK




QUASAR



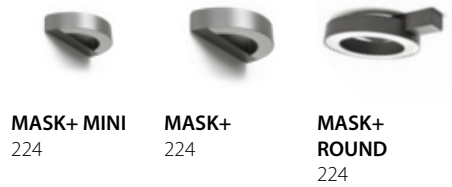
ORION




POLO




MASK+




SHIELD



KHA



INDEX+



PADO



Q-LIGHT







Residential complex Bastiaanpoort | Delft - Netherlands



CHIAROSCURO

The accent light collection



The “chiaroscuro” begins as a human interpretation of the romantic and conflictive relation between light and shadow and over the time it expanded in several disciplines as a representative technique with a profoundly expressive character.

The “chiaroscuro” will find new applications first in theater and then in movies, by using light that performs three dimensional space by fixing visual hierarchies between backgrounds and characters and by emphasizing its significant value via contrast.

From these artistic experiences the “chiaroscuro”, applied to architectural lighting, finds its narrative power. It

is certain that it is natural light that defines our first spatial condition, but it is artificial light that offers to architecture a communicative capacity of great responsibility.

The “chiaroscuro” can be achieved with an accent lighting to emphasize vegetation, to remark objects or architectural elements to draw the attention in a darker setting by creating hierarchies that allowing a immediate distinction between what is essential and what is not and setting objects visually in the foreground.

TYK+

Shape the nocturnal soul of architecture

Beauty and refined design, where the proportions remain consistent in the series's different sizes, enrich the luminaire's technical soul. Each custom-designed optic ensures an exceptionally sharp, homogenous, and comfortable light beam. The core of TYK+ is an elegant mix of how to harness the latest technology available to light landscapes and architecture professionally.

New DMX colour change options in RGBW and tunable white (TW) are available for high emotional impact scenographic effects.



Polyfunctional centre | Pesaro | Italy

Long-lasting energy-efficient architectural, landscape and professional flood light series. Fixtures consist of:

Construction

- Die-cast aluminium housing, polyester powder coat finish ISO 9227/12944 - ISO 9223 (C5)
- High-transparency polycarbonate optics
- Anti-ageing custom moulded silicone sealing gasket(s) with resilient elastic return capacity
- Extra-clear, toughened, flat glass diffuser, silk-screened on the inside
- Glazing diffuser permanently sealed to the housing trough high-temperature resistant silicone
- Stainless steel locking hardware
- Stainless steel wall-mounting bracket

Electrical

- Built-in driver
- Static ON/OFF or dimmable DALI options available

Installation

- Integral graduated stainless steel goniometer for precise aimings
- The snoot accessory is compatible with narrow-beam (C/I) optics
- DMX signal generator for RGBW and Tunable White versions to be ordered separately

Variants

- For ELL 65x35 / 9x70 / 70x9 versions consult factory

Listings

- CE / UKCA
- EAC pending
- RCM
- ENEC pending
- Made in Italy

Warranty

- 5-year limited warranty. Complete warranty terms located at www.performanceinlighting.com
- Registered design ®



reddot winner 2021



TYK+ 10



IP 66	FULL CUT OFF	ULR-1	CIE n°3-95	CLASS I	CLASS III	DALI
DMX	2700 K	3000 K	4000 K	TW	RGBW	

354 min Luminaire lumen output (lm) 894 max

■ AN-96 / Anthracite gray / Textured

Die-cast aluminium housing, powder-polyester coated ISO 9227



High-transparency polycarbonate lenses grant an optimized light transmission



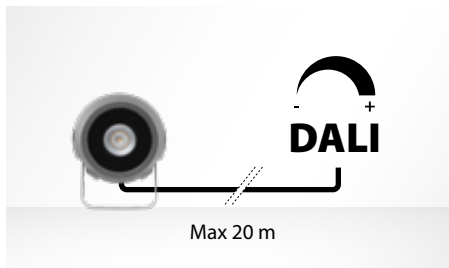
Graduated goniometer for aiming purposes made in stainless steel




Complete with 1 metre of cable H05RN-F 3G1 mm²



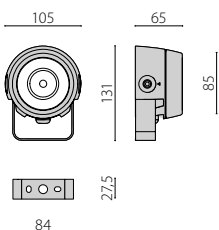
Tear-proof nickelled brass cable gland M16x1.5 for cables Ø 5 mm- Ø 10 mm



The TYK+ 10 RM versions are in class III, with no output cable and must be powered solely with the power supply units available as accessories.




Dimmable DALI2 power supply units are available, IP66 waterproof in painted die-cast aluminium box or on IP20 plate to be incorporated in waterproof electrical cabinets






Millstone monument | Öxnevalle | Sweden




RGBW (consult factory)





Tunable white (consult factory)



TYK+ 10




C/I intensive circle reflector




C/M medium circle reflector





C/W wide circle intensive reflector






ELL 9°x70° elliptical reflector



ELL 70°x9° elliptical reflector






reddot winner 2021





TYK+ 15




825 min Luminaire lumen output (lm) 1940 max

■ AN-96 / Anthracite gray / Textured

Luminaire designed with two separate die-cast aluminium compartments to maximise heat dissipation between electronic components and the LEDs, powder-polyester coated ISO 9227



High-transparency polycarbonate lenses grant an optimized light transmission



Graduated goniometer for aiming purposes made in stainless steel



Tear-proof nickelled brass cable gland M20x1.5 for cables \varnothing 10 mm- \varnothing 14 mm



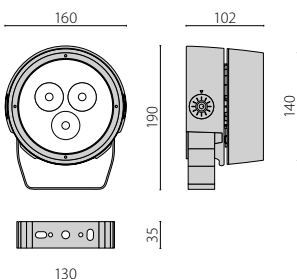
Extra rotation bracket +55°/-90°



The snoot accessory is compatible with versions that have C/I narrow-beam lenses




Barndoor









TYK+ 15




C/I intensive circle reflector





C/M medium circle reflector



C/W wide circle intensive reflector





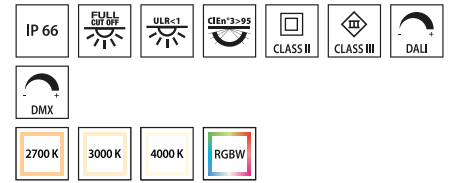

ELL 35°x65° elliptical reflector





Private Villa | Santa Margherita Ligure | Italy

TYK+ 20



1678 min Luminaire lumen output (lm) 5031 max

■ AN-96 / Anthracite gray / Textured

Luminaire designed with two separate die-cast aluminium compartments to maximise heat dissipation between electronic components and the LEDs, powder-polyster coated ISO 9227



High-transparency polycarbonate lenses grant an optimized light transmission



Graduated goniometer for aiming purposes made in stainless steel



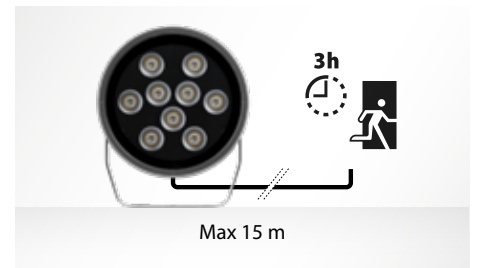
Tear-proof nickelled brass cable gland M20x1.5 for cables \varnothing 10 mm- \varnothing 14 mm



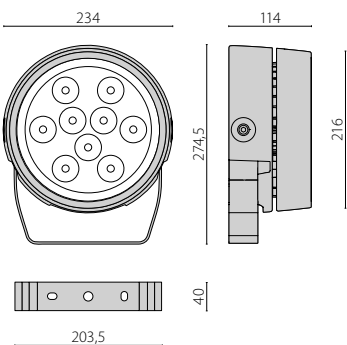
Drivers with surge protection up to 6 kV (DM)



The snoot accessory is compatible with versions that have C/I narrow-beam lenses




The TYK+ 20 EM3h RM versions are in class II, with no output cable and must be powered solely with the power supply units available as accessories. Consult Factory








RGBW





Tunable white (consult factory)




C/I intensive circle reflector




C/M medium circle reflector




C/W wide circle intensive reflector



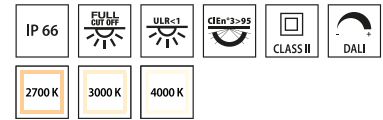



ELL 35°x65° elliptical reflector



ELL 65°x35° elliptical reflector

TYK+ 30




4154 min Luminaire lumen output (lm) 8788 max

■ AN-96 / Anthracite gray / Textured

Luminaire designed with two separate die-cast aluminium compartments to maximise heat dissipation between electronic components and the LEDs, powder-polyester coated ISO 9227



High-transparency polycarbonate lenses grant an optimized light transmission



Each luminaire is supplied with two IP 68 cable gland allowing a single or a through power connection



Drivers with surge protection up to 6 kV (DM)



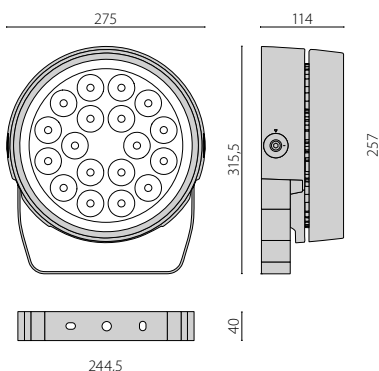
Extra rotation bracket +55°/-90°



Barndoor (consult factory)




Gliding support made of painted aluminium for the installation on 60-76 mm Ø posts. 2 opposed luminaires








RGBW (consult factory)





Tunable white (consult factory)




C/I intensive circle reflector




C/M medium circle reflector





C/W wide circle intensive reflector






ELL 35°x65° elliptical reflector



ELL 65°x35° elliptical reflector



FOCUS+

Illuminate every detail

FOCUS+ ZERO suits to enhance architectural details, illuminate vertical and horizontal surfaces, and other typical structural landscape lighting needs.

Technology, compactness and efficiency are the core elements of building the best solution for each nocturnal architecture. FOCUS+ offers a universe of possibilities where the only greatness is light.



Chapel of the Holy Shroud | Turin | Italy

FOCUS+

Long-lasting energy-efficient architectural, landscape and professional flood light series. Fixtures consist of:

Construction

- Die-cast aluminium housing and trim, polyester powder coat finish ISO 9227/12944 - ISO 9223 (C5)
- Anti-ageing custom moulded silicone sealing gasket(s)
- Extra-clear, toughened, flat glass diffuser, silk-screened on the inside
- Stainless steel locking hardware
- Adjustable mounting bracket made of die-cast aluminium, painted

Electrical

- Built-in driver

Installation

- The FOCUS+ZERO KIT versions are complete with 3 metres cable H05RN-F 3G1 mm²
- Cable gland M20x1.5 for cables Ø 7- Ø 12 mm (FOCUS+ 2 / 3)

Variants

- Versions with 1-10 V dimmable ballast available (FOCUS+ 1 / 2 / 3). Consult Factory

Listings


- CE / UKCA
- EAC
- RCM
- ENEC
- Made in Italy

Warranty

- 5-year limited warranty. Complete warranty terms located at www.performanceinlighting.com
- Registered trademark®



FOCUS+ ZERO



IP 65	ULR⁻¹	CIE³⁻⁹⁵	CLASS I
2700 K	3000 K	4000 K	


517 1107
 min Luminaire lumen output (lm) max

■ AN-96 / Anthracite gray / Textured

Rotation ±95°.



Aluminium reflector.



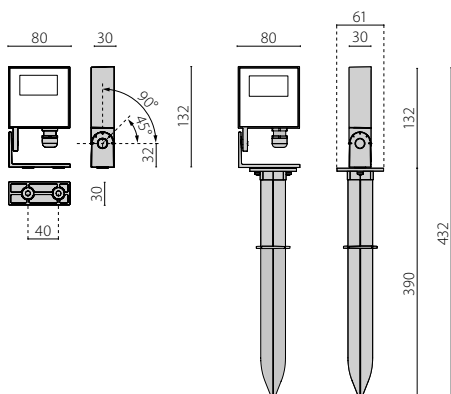
Adjustable mounting bracket made of die-cast aluminium.



Pre-wired with 1m H05RN-F cable.





KIT available.



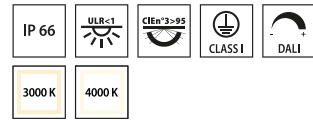




Casa Museo Maffei | Verona | Italy



S/EW symmetric extra wide reflector

FOCUS+ 1/2/3



1108
min Luminaire lumen output (lm) max 4428

■ AN-96 / Anthracite gray / Textured

Equipped with high-transmittance polycarbonate lenses with different light distributions to meet the most diverse lighting requirements.



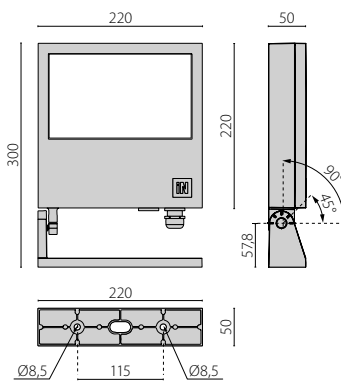
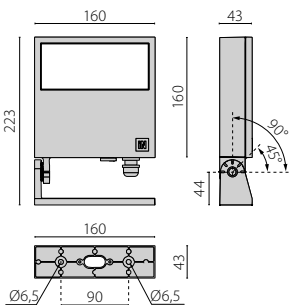
Heat sink. (FOCUS+ 2 / 3)



Adjustable mounting bracket made of die-cast aluminium.





Factory wired for through wiring.







Dymaeon Wall | Patras | Greece



FOCUS+ 1/2/3





A/M asymmetric medium reflector





A/W asymmetric wide reflector



ELL elliptical reflector





C/I intensive circle reflector



C/M medium circle reflector

Chapel of the holy shroud - Turin - Italy



C/W wide circle reflector





Church of the Blessed Virgin Mary | Borgo Nuovo - Verona | Italy



Commercial building Warnteservice | Gouda | Netherlands



PLACES OF WORSHIP

Lighting places of worship in past centuries were entrusted by natural light, which, filtering through the windows, takes on a symbolic meaning, becoming an expression of the divine, in opposition to the dark matter. A place of worship contains two worlds: one linked to the celebration of the liturgy and one related to the exaltation of architecture and works of art. There is no lighting regulation defined yet for sacred sites, be they churches, mosques, synagogues, temples or sanctuaries. Important is to preserve visual comfort, providing luminaires with correct colour rendering index and not too cold light tones. In this way, the location looks at an intimate and enveloping place suitable for the purpose.



Parish Complex | Varignano - Viareggio | Italy

ALTAR

Leading role for the eucharistic celebration, the focal point for the devoted. In correspondence with this area, both for horizontal and vertical surfaces, it's enough to reach from 300 to 400 average lux. Other elements to highlight are the ancon, or the altarpiece depicting the saint to whom the church is dedicated, and the ambo, a raised tribune used for reading sacred texts or preaching. During the function, on the ancon keep at least 200 lux average, paying attention to the positioning of the luminaires to avoid reflections on the pictorial surface, while on the ambo 300 lux average are recommended.



Church of the Blessed Virgin Mary | Borgo Nuovo - Verona | Italy

ASSEMBLY

To properly illuminate the assembly of devoted, it's necessary to consider the two phases of the liturgical function: the liturgy of the word and the liturgy of the Eucharist.

The light must be able to create a comfortable environment, allowing at the same time the reading of the passages and the gathering of the devoted. It is recommended to obtain between 150 and 200 lux on the horizontal plane and, in proportion, between 30 and 50 lux on the vertical surfaces, through the use of zenith lighting and medium-light beams opening (between 20 and 45 degrees). Regulate the illumination to emphasise more the two phases, creating more or less sharp contrasts.



Chapel of the Holy Shroud | Turin | Italy



Church of St. George in Braida | Verona | Italy

ARCHITECTURE

At the end of the religious function, the building returns to be architecture. In this case, the light will have to highlight elements and forms that characterise the architecture, such as vaults, domes and chapels. Lighting up these elements as evenly as possible and avoiding unpleasant “smudges” of light on the walls. Where possible, install the products above the vault directing them towards the opposite half of the vault using medium-wide openings from 45 to 75 degrees optics. Alternatively, opt for suspended systems, not too invasive, which integrate the projectors.

WORKS OF ART

Great attention must be given to the lighting of works of art, be they paintings or sculpted pieces. To avoid light sources' reflection on surfaces place them outside of what is called “offence volume”. The light must be directed towards the work in a not too grazing way, with angles not exceeding 70 degrees. For sculptural works, it is generally advisable to prefer lighting from above, which takes into account the shape of the object. In terms of colour temperature, it is preferable to opt for the shade closest to the colour that characterises the work, to enhance its chromatic contents.




Church of St. George in Braida | Verona | Italy






Parish Complex | Varignano - Viareggio | Italy





Sheikh Rashid Bin Mohammed mosque | Al Quoz - Dubai | UAE



EN 60598-2-13

INSTALLATION AREA UNREACHABLE TO PEOPLE AND VEHICLES

The relevant European standard EN 60598-2-13 defines the suitable areas for installation of ground recessed luminaires based on static load, ledge from the ground of the diffuser and the temperature of the diffuser itself. These characteristics establish whether the luminaire is suitable for specific situations (vehicle transit, pedestrian crossing, playgrounds, etc.). To make luminaires selection easier for each product, the pages below show the code of the areas where the installation is permitted, based on the standard and the technical characteristics.



Castle | Saint Sauveur Le Vicomte | FRANCE

A1 - NO-TOUCH AREA (kN, mm, °C not applied)

Installation area inaccessible to people and vehicles



Corte del vicariato | Monteforte | ITALY

A2 - WALK-OVER AREA (≥ 5 kN, ≤ 5 mm / ≤ 25 mm, ≤ 100 °C)

Installation area with limited access, for example areas for pedestrians only, cyclists only, etc., in no-passing areas, e.g. near to walls, buildings, etc.



Casa emergency | Milan | ITALY



Charter square | Raleigh - North Carolina | USA



Kairos headquarters | Verona | ITALY

A3 - MOTORABLE AREA
(≥ 20 kN, ≤ 75 mm /, $\leq 80^\circ$ C)

Installation area with limited access, for example areas for pedestrians only, cyclists only, etc.

A4 - MOTORABLE AREA PLUS
(≥ 20 kN, ≤ 5 mm / ≤ 25 mm, $\leq 80^\circ$ C)

Installation area accessible to snowplough vehicles or where anti-freeze agents are used, for example, near to walls, buildings, etc. in no-passing areas, e.g. near to walls, buildings, etc.

A5 - TOUCH WALK-OVER AREA
(≥ 5 kN, ≤ 5 mm / ≤ 25 mm, $\leq 40^\circ$ C)

For example children's areas, swimming pools, in no-passing areas, e.g. near to walls, buildings, etc. where temperatures can cause wounds.

CRICKET+

Earthly light

CRICKET+ is earthly light: walkable and drive-over elements, with an elegant and refined design of the highest quality materials, guarantee professional lighting effects.

These luminaires are ready to resist load, torsion, and impact accordingly to walk- and drive-over contexts. High-quality components and materials ensure reliability and longevity. This inground range is factory-sealed to ensure ease of installation, maintenance and peace of mind.

The solid-brass version is suitable for seaside installation and ideal for saline and windswept settings (MARINE).

New DMX colour change options in RGBW and tunable white (TW) are available for high emotional impact scenographic effects.



Private Villa | Sayad | France

CRICKET+

In-ground series. Fixtures consist of:

Construction

- Black painted anodised die-cast aluminium housing
- Die-cast aluminium trim, powder-coated, covered with AISI 316 stainless steel (stainless steel options)
- Aluminium heat sink
- High-transparency polycarbonate optics
- Anti-ageing custom moulded silicone sealing gasket(s) with resilient elastic return capacity
- Extra clear, toughened, flat glass diffuser
- Stainless steel locking hardware

Electrical

- Static ON/OFF or dimmable DALI options available

Installation

- Mains connection through waterproof connection system (WATER-STOP)
- Technopolymer recess box to be ordered separately
- Technopolymer recessed box with reinforcing bars for driveability and integral WATER-DRAIN system available as accessory (ordered separately)
- For outdoor applications, provide drainage gravel for at least 300 mm additional to the appliance or a suitable drainage system
- Do not install luminaires in sunken areas

Listings

- CE / UKCA
- EAC pending
- RCM
- ENEC pending
- Compliant to EN 60598-2-13 A1 / A2 / A3 / A4 / A5 installation areas
- Made in Italy

Warranty

- 5-year limited warranty. Complete warranty terms located at www.performanceinlighting.com
- Registered trademark®



CRICKET+ 10 / 10 MARINE




IP 67						
2700 K	3000 K	4000 K	TW	RGBW		


106 446
 min Luminaire lumen output (lm) max

- AN-96 / Anthracite gray / Textured
- INOX / Stainless steel / Matt
- BR-10 / Natural brass / Glossy


High-transparency polycarbonate lenses grant an optimized light transmission



Die-cast aluminium trim painted



Closing ring in AISI 316 stainless steel with satin finish (stainless steel versions)



Closing ring in marine brass with polished finish



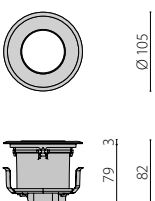
Mains connection device WATER STOP




Recessed housing manufactured from technopolymer. Order separately




The C/EW versions have a diffuser in flat, extra clear, tempered safety glass with acid-etched finish.






C/I intensive circle reflector



C/M medium circle reflector



C/EW extra wide circle reflector

CRICKET+ 15



IP 67					CLASS I	DALI
2700 K	3000 K	4000 K				

588 1203
 min Luminaire lumen output (lm) max

- AN-96 / Anthracite gray / Textured
- INOX / Stainless steel / Matt

High-transparency polycarbonate lenses grant an optimized light transmission




Die-cast aluminium trim painted



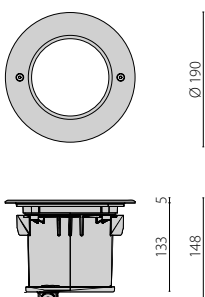
Die-cast aluminium trim painted coated with AISI 316 stainless steel (versions INOX)



Mains connection device WATER STOP




Technopolymer recessed casing available as an accessory to guarantee driveability and designed to favour water drainage through the WATER DRAIN system







Residential and commercial complex | Parma | Italy



A5/M asymmetric medium reflector

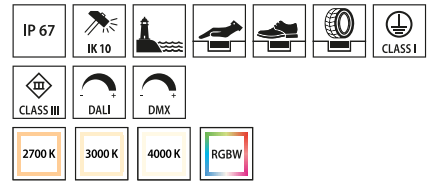



C/I intensive circle reflector



C/M medium circle reflector

CRICKET+ 20



1570 min Luminaire lumen output (lm) 2536 max

- AN-96 / Anthracite gray / Textured
- INOX / Stainless steel / Matt

High-transparency polycarbonate lenses grant an optimized light transmission



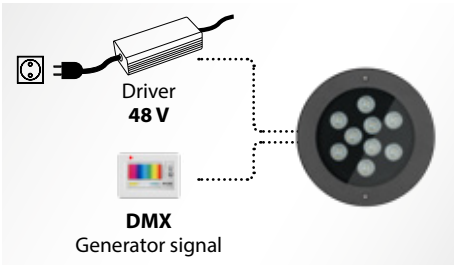
Die-cast aluminium trim painted



Die-cast aluminium trim painted coated with AISI 316 stainless steel (versions INOX)



Mains connection device WATER STOP



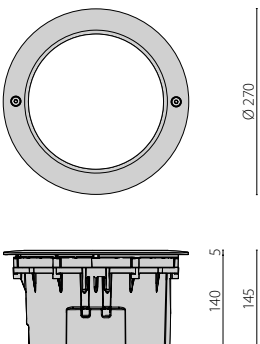
The RGBW versions should be powered at 48Vdc with SELV drivers, available as accessories. Colour management is through DMX interface.



RGBW




Tunable white (consult factory)







Hotel Don Carlos | Málaga | Spain



A5/M asymmetric medium reflector



C/I intensive circle reflector



C/M medium circle reflector

CRICKET+ 10 WALL



68 ————— 83
min Luminaire lumen output (lm) max

■ AN-96 / Anthracite gray / Textured

Die-cast aluminium cover painted prior chemical preparation of the surface



Matt, toughened, flat glass diffuser



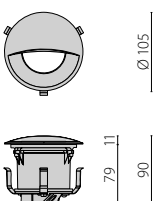
Stainless steel springs for quick connection to recessed box




Technopolymer recess box to be ordered separately



Mains connection through waterproof connection system (WATER-STOP)





A/EW asymmetric extra wide

STEEL SQUARE

Materials beyond standard

Robust recessed in-ground uplighters range, with a clean and essential design, to ensure flexible lighting solutions to emphasise any space's aesthetic value.

These luminaires are ready to resist load, torsion, and impact accordingly to walk- and drive-over contexts. High-quality components and materials ensure reliability and longevity. This inground range is factory-sealed to ensure ease of installation, maintenance and peace of mind.

Stainless steel, an option that characterises this series, is a robust material resistant to harsh climate conditions.

The product's formal language is subordinated to the architecture: light becomes the environment's primary narrator, suiting the scenography centre.



Corte del Vicariato | Verona | Italy

STEEL SQUARE

In-ground series. Fixtures consist of:

Construction

- Black painted anodised die-cast aluminium housing
- Precision-cast stainless steel trim
- Optic compartment separate from the power compartment for better heat control
- Anti-ageing custom moulded silicone sealing gasket(s)
- Extra-clear toughened flat glass cover thickness 12 mm
- Stainless steel locking hardware

Electrical

- Built-in driver

Installation

- External electrical connection with sealed plug-socket QUICK, complete with cable.
- WATER-STOP has been designed to avoid specific thermal and installation conditions, the humidity and condensation to be sucked up in the lighting body. Preserve the electrical components will provide definite and clear advantages for the security, the reliability, lifespan and look of the luminaires
- In all STEEL SQUARE models, the LEDs are positioned on adjustable bars that allow the light to be directed, concentrating as necessary. The bars must be adjusted before mounting the glass and the closing ring.
- Technopolymer recessed box allows water drainage through the Water-Drain™ system. The recessed rough-in kit is also equipped with a removable cover, with two bubble levels inside for quick installation
- Recessed box to be ordered separately
- For outdoor applications, provide drainage gravel for at least 300 mm additional to the appliance or a suitable drainage system
- Drive-over luminaire.

Listings

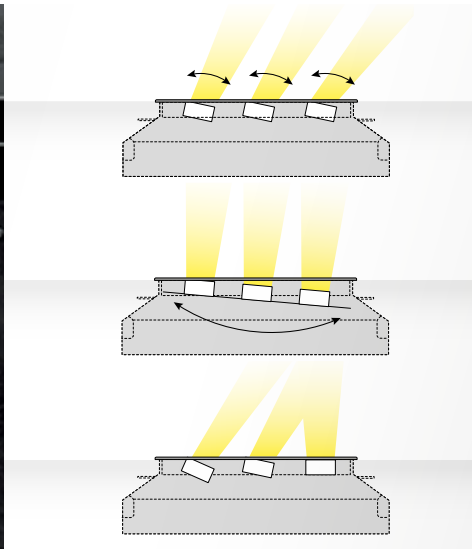
- CE / UKCA
- EAC
- RCM
- ENEC
- Compliant to EN 60598-2-13 A1 / A2 / A3 / A4 / A5 installation areas
- Made in Italy

Warranty

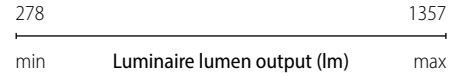
- 5-year limited warranty. Complete warranty terms located at www.performanceinlighting.com



STEEL SQUARE




- IP 67
- IK 10
- Marine
- Industrial
- Outdoor
- Footcandle
- Light
- CLASS I
- 3000 K



INOX / Stainless steel / Glossy


In all STEEL SQUARE models, the LEDs are positioned on adjustable bars that allow the light to be directed, concentrating as necessary. The bars must be adjusted before mounting the glass and the closing ring.



Drive-over luminaire.



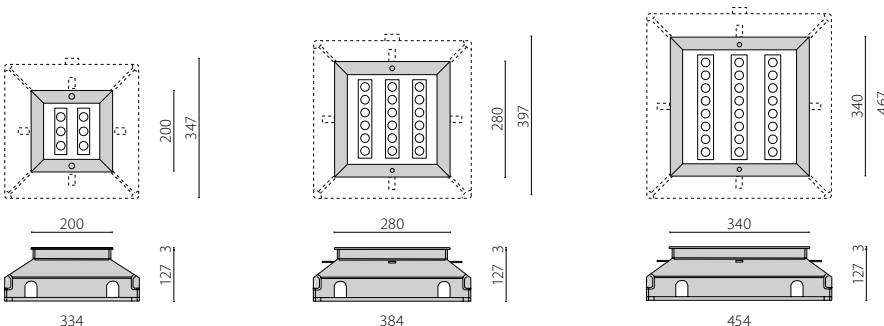
Precision-cast stainless steel trim.



All STEEL SQUARE recessed fixing kits are equipped with a cover with a spirit level to facilitate correct position during installation.




The COMPACT shape provides the perfect solution for installation into shallow depths, providing drainage by means of the specially developed shape of the outer housing to an outflow pipe.






Charter square | Raleigh - North Carolina | USA



C/I intensive circle reflector



ELL elliptical reflector



Restaurant Burg Landshut | Bernkastel-Kues | Germany





VERTICAL SURFACES

The grazing and wall washer light collection



A vertical surface means sometimes limit, margin, barrier if placed laterally or on the perimeters of an area and may give a marked direction to space. But it already may represent a unifying element placed in the space. "A vertical surface may be defined as the meeting of two fundamental dimensions of human life: the terrestrial dimension and the aerial dimension (Italo Calvino)". Vertical surfaces are the visible expression of the tension between these two dimensions in fact, "Cities also think to be the work of the mind or the chance, but neither the one nor the other are enough to keep their walls upright. You do not enjoy the seven or seventy-seven marvels of a city, but the

answer it provides to your question (Marco Polo)". These two dimensions, together with depth, create shadows, rhythms and elements that provide strength and identity to a facade. In this context, the clever use of lighting techniques plays a strategic role. Wall-washing will mainly contribute to the feeling of the luminosity of the locations and is usually used on smooth surfaces. Grazing lighting, instead, will be used to enhance their texture and materiality; both will instill a feeling of security.

STRIP SQUARE+

design Roberto Fiorato

Maximised versatility

STRIP+ is a highly compact system designed for outdoor usage to enhance vertical surfaces in architectural settings. Its minimalist design merges into the architectural forms of buildings without changing their aesthetic features. Series with integrated power supply, designed entirely around the latest generation LED sources, ideal for surface and inground installations (INGROUND models).

New DMX colour change options in RGBW and tunable white (TW) are available for high emotional impact scenographic effects.



Valetti winery | Bardolino | Italy

STRIP SQUARE+

design Roberto Fiorato

Linear surface mount (STRIP SQUARE+) and linear in-ground (STRIP SQUARE+ INGROUND) series. Fixtures consist of:

Construction

- Extruded anodised aluminium housing
- Coated die-cast aluminium end caps
- High heat-dissipating aluminium gear tray for increased inner components lifespan
- Anti-ageing custom moulded silicone sealing gasket(s)
- Toughened, glass diffuser, silk-screened on the inside
- Stainless steel locking hardware

Electrical

- Built-in driver
- Static ON/OFF or dimmable DALI options available
- Tunable White (TW) options for dynamic lighting schemes CCT transition from 2700K to 6500K - (DALI DT8)

Installation

- Adjustable wall mounting bracket for directing the luminaire
- IP-rated external socket-plug fast connector (QUICK), complete with factory pre-wired cable
- External electrical connection with sealed plug-socket QUICK, complete with cable.
- On request, a pre-wired STRIP SQUARE+ (WALL) version with double watertight cable clamp and cable for cascade connections can be supplied (consult factory)
- Recessed box to be ordered separately
- Each recessed box is delivered with a protective cover to avoid possible deformations during the installation in concrete and spirit level to ease the leveling during installation
- For outdoor applications, provide drainage gravel for at least 300 mm additional to the appliance or a suitable drainage system
- DMX signal generator for RGBW versions available (ordered separately)

Listings

- CE / UKCA
- EAC pending
- RCM
- Compliant to EN 60598-2-13 A1 / A2 / A3 / A4 / A5 installation areas
- Made in Italy

Warranty

- 5-year limited warranty. Complete warranty terms located at www.performanceinlighting.com



STRIP SQUARE+




IP 66	IK 10	ULR¹	CEM³⁻⁹⁵	CLASS II	CLASS III	DALI
DMX						
3000 K	4000 K	TW	RGBW			

1374 min Luminaire lumen output (lm) 3681 max

GR-11 / Anodised grey / Matt

Adjustable wall mounting bracket with joint for directing the luminaire.




Wall mounting bracket adjustable all along the fitting body.



On request, a precabled version with double watertight cable clamp and cable for cascade connections can be supplied.




Adjustable tilt up to 15°. Double securing grain.



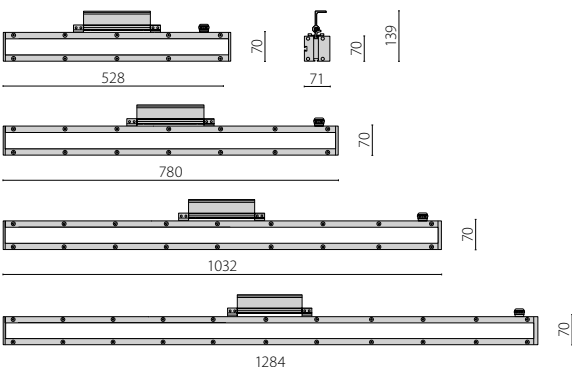
Suitable for wall grazing effects.




RGBW




Tunable white







S/I symmetric narrow reflector




A18/M asymmetric medium reflector




ELL 15°x45° elliptical reflector




ELL 40°x60° elliptical reflector




S/I symmetric narrow reflector




A18/M asymmetric medium reflector




ELL 15°x45° elliptical reflector




ELL 40°x60° elliptical reflector




S/I symmetric narrow reflector



A18/M asymmetric medium reflector



ELL 15°x45° elliptical reflector



ELL 40°x60° elliptical reflector





Verbindingstunnel van heekgarage | Enschede | Netherlands

STRIP SQUARE+ INGROUND



IP 67	IK 10				CLASS I	CLASS III
DALI	DMX					
3000 K	4000 K	TW	RGBW			


1374 min Luminaire lumen output (lm) 3681 max

GR-11 / Anodised grey / Matt

Drive-over luminaire.



Tear-proof cable.




Designed for cable outlets.




Cool touch.



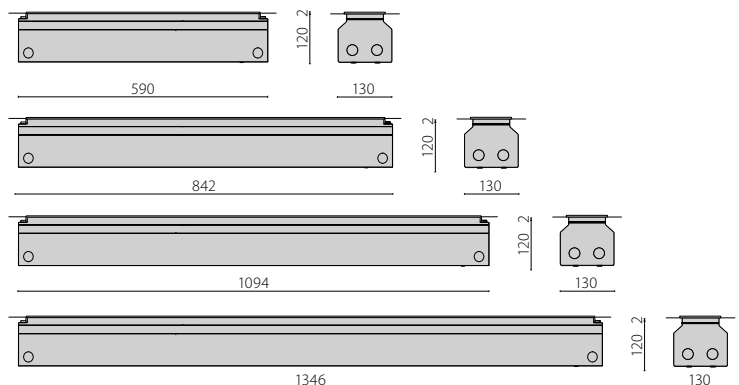
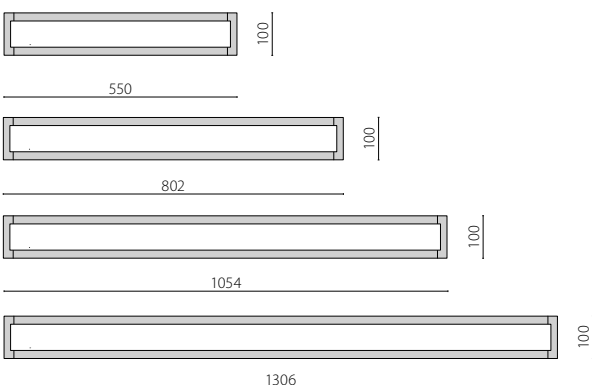
Every recessed fixing kit is fitted with a protective cover to avoid any deformations during phases of installation in cement.




A full, complete luminaire is the ensemble of lighting fixture + rough-in kit.




Suitable for wall grazing effects.







S/I symmetric narrow reflector



A18/M asymmetric medium reflector



ELL 15°x45° elliptical reflector



ELL 40°x60° elliptical reflector

NOTTURNO

Enhancing architecture

NOTTURNO is an innovative, remote driver, wall-mounted fixture suitable for suggestive grazing and wall washing illumination of small, large or huge facades and thanks to its triangular shape and extremely compact size and un-intrusive design can be easily placed in tiny spaces where traditional fixtures of similar power cannot be installed. Its finely machined body/heat sink is perfectly and permanently watertight.

This linear system for outdoors suggests lighting solutions suitable for grazing and uniform illumination on vertical surfaces to enhance the architecture and transmit larger spaces. This kind of lighting creates a light and shadow game that emphasises the three-dimensionality of the material the surface is made of, like stone, brick, or texture.

The system considers luminaires in various lengths designed to create combinations of light lines of any size by placing several luminaires side by side in a continuous row.



Casa Museo Maffei | Verona | Italy

NOTTURNO

Linear surface mount series. Fixtures consist of:

Construction

- Triangular shape; ultra-compact size
- Solid aluminium alloy extruded and machine-crafted to achieve a perfect watertight housing for PCBs and LEDs
- Extruded anodised aluminium housing
- Stainless steel AISI 304 end caps
- Aluminium heat sink
- Toughened, glass diffuser, silk-screened on the inside
- External electrical connection with sealed plug-socket QUICK, complete with cable.

Electrical

- Static ON/OFF or dimmable DALI options available

Installation

- For luminaire installation, please select the appropriate bracket (available as mandatory accessory)
- Adjustable telescopic bracket in stainless steel.
- Adjustable supports for indoor mounting in stainless steel.

Listings


- CE / UKCA
- EAC
- RCM
- Made in Italy

Warranty

- 5-year limited warranty. Complete warranty terms located at www.performanceinlighting.com
- Registered trademark®



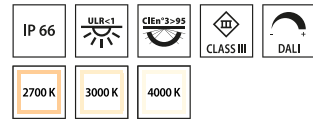
NOTTURNO



Solid aluminium alloy extruded and machine-crafted to achieve a perfect watertight housing for PCBs and LEDs.



The profile is waterproof without side terminals: no gasket, screws.



1606 4621
 min Luminaire lumen output (lm) max

■ GR-11 / Anodised grey / Matt




Adjustable wall bracket in stainless steel.



Adjustable floor bracket in stainless steel.



Adjustable telescopic bracket in stainless steel.



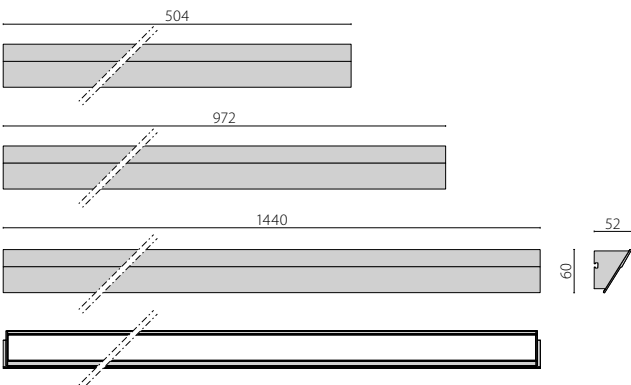
Adjustable supports for indoor mounting in stainless steel.




Triangular shape, ultracompact size.




Single mounting or linear compositions with a minimum distance between modules of 5mm.






S/I symmetric narrow reflector



S/M symmetric medium reflector



ELL elliptical reflector


OMBRA

No shadows, just light

OMBRA is an innovative, onboard driver, wall-mounted fixture suitable for suggestive grazing and wall washing illumination of small, large or extensive facades and thanks to its triangular shape and extremely compact size and un-intrusive design can be easily placed in tiny spaces where traditional fixtures of similar power cannot be installed. Its finely machine-crafted body/heat sink without side sealing is perfectly and permanently watertight.

This linear system for outdoors suggests lighting solutions suitable for grazing and uniform illumination on vertical surfaces to enhance the architecture and transmit larger spaces. This kind of lighting creates a light and shadow game that emphasises the three-dimensionality of the material the surface is made of, like stone, brick, or texture.

The system considers luminaires in various lengths designed to create combinations of light lines of any size by placing several luminaires side by side in a continuous row.



OMBRA

Linear surface mount series. Fixtures consist of:

Construction

- Extruded anodised aluminium housing
- Stainless steel AISI 304 end caps
- Aluminium heat sink
- Anti-ageing custom moulded silicone sealing gasket(s)
- Toughened, glass diffuser, silk-screened on the inside
- Stainless steel locking hardware

Electrical

- Replaceable, waterproof IP 67 Power Supply Unit (PSU) directly operated with line voltage (230-240V). Easy inspection, repairs, replacement and connections

Installation

- External electrical connection with sealed plug-socket QUICK, complete with cable.
- Waterproof connectors for through-wiring of up to 50 m long lines.
- For luminaire installation, please select the appropriate bracket (available as mandatory accessory)
- Adjustable telescopic bracket in stainless steel.

Variants

- Static ON/OFF or dimmable DALI options available

Listings

- CE / UKCA
- EAC
- RCM
- Made in Italy

Warranty

- 5-year limited warranty. Complete warranty terms located at www.performanceinlighting.com



OMBRA



IP 66	ULR¹	CIE³⁻⁹⁵	CLASS I	DALI
2700 K	3000 K	4000 K		


1606 4621
 min Luminaire lumen output (lm) max

■ GR-11 / Anodised grey / Matt

Single mounting or linear compositions with a minimum distance between modules of 5mm.



Adjustable wall bracket in stainless steel.




Adjustable floor bracket in stainless steel.




Adjustable telescopic bracket in stainless steel.



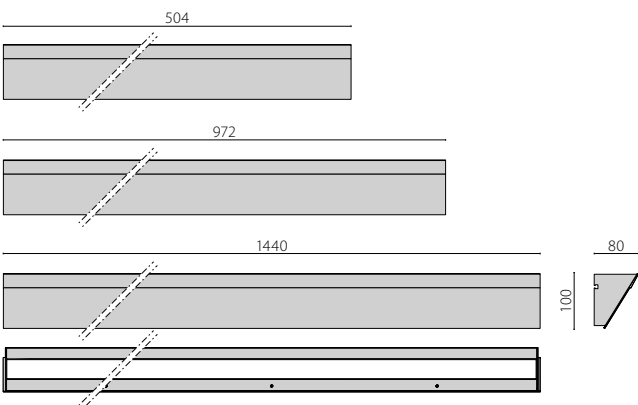
Triangular shape, compact size.



Replaceable, waterproof (IP 67) Power Supply Unit on board directly operated with line voltage (230/240V). Easy inspection, repairs.




Waterproof connectors for through-wiring of up to 50 m long lines.







Casa Museo Maffei | Verona | Italy



S/I symmetric narrow reflector



S/M symmetric medium reflector



ELL elliptical reflector

TRACCIA

Light where it's needed

The product's formal language is subordinated to the architecture: light becomes the environment's primary narrator, suiting the scenography centre.

This system combines formal simplicity with high-performance standards to light up façades and other vertical elements in public and private settings.

Thanks to its replaceable, waterproof IP rated PSU (Power Supply Unit) onboard directly connected with line voltage, all installation, inspections and maintenance operations are easy and cost-saving.



Sheikh Rashid Bin Mohammed mosque | Al Quoz - Dubai | UAE

TRACCIA

Linear in-ground series. Fixtures consist of:

Construction

- Extruded anodised aluminium housing
- High heat-dissipating aluminium gear tray for increased inner components lifespan
- Technopolymer anti-glare grid
- EPDM sealing gasket
- Toughened, glass diffuser, silk-screened on the inside
- Stainless steel locking hardware

Electrical

- Replaceable, waterproof IP 67 Power Supply Unit (PSU) directly operated with line voltage (230-240V). Easy inspection, repairs, replacement and connections

Installation

- Asymmetric light sources, an exclusive device for beam orientation between 0 and 30 degrees
- Integral unique device for field adjustable beam orientation (0° - 30°)
- Through-wiring designed
- Stand-alone or seamless linear compositions (up to 80 m) mounting options
- IP-rated external socket-plug fast connector (QUICK), complete with factory pre-wired cable
- Each recessed box is delivered with a protective cover to avoid possible deformations during the installation in concrete and spirit level to ease the leveling during installation
- Recessed box to be ordered separately
- For outdoor applications, provide drainage gravel for at least 300 mm additional to the appliance or a suitable drainage system

Variants

- Static ON/OFF or dimmable DALI options available
- TRACCIA RGBW DMX on request (consult factory).


Listings


- CE / UKCA
- EAC
- RCM
- Compliant to EN 60598-2-13 A1 / A2 / A3 / A4 / A5 installation areas
- Made in Italy

Warranty


- 5-year limited warranty. Complete warranty terms located at www.performanceinlighting.com
- Registered trademark®







TRACCIA



IP 67	IK 10	Foot icon	Light icon	CLASS1	DALI
2700 K	3000 K	4000 K			


1273 min Luminaire lumen output (lm) 5197 max

GR-11 / Anodised grey / Matt


Asymmetric light sources, exclusive device for beam orientation between 0 and 30 degrees.



Unique beam orientation mechanism for a perfect grazing and wall washing illumination of small and large or very large surfaces.



Anti-glare louvers.



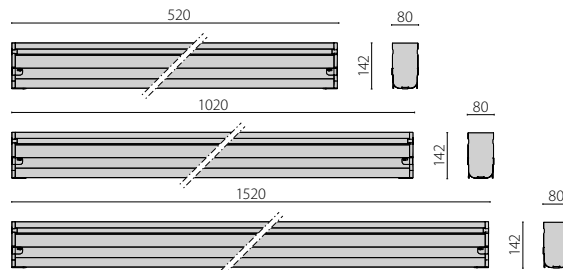
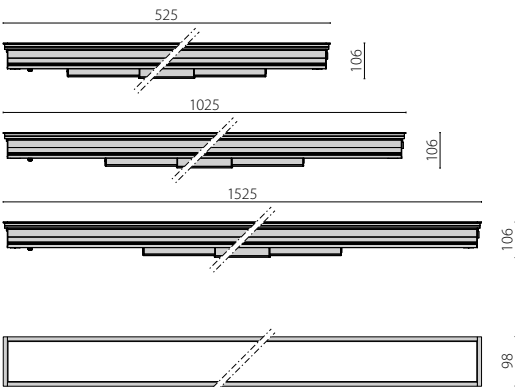
Replaceable, waterproof (IP 67) Power Supply Unit directly operated with line voltage (230/240V). Easy inspection, repairs, replacement and connections.



Modules can be installed single or in uninterrupted linear compositions. Waterproof connectors for through-wiring of up to 50 m long lines.




Suitable for low speed transit of vehicles with inflated tyres.







Fisherman monument | Egmond aan Zee | Netherlands



S/I symmetric narrow reflector



S/M symmetric medium reflector



ELL elliptical reflector





GROOVE

design artec3 Studio

Ariadne's thread

GROOVE is an innovative outdoor/indoor in-ground recessed system for direct view light—ideal for contour and path illumination in large urban areas, malls, and pedestrian zones.

Like the thread of Ariadne guides Theseus through the labyrinth to escape the Minotaur, the GROOVE lighting system points the way through architectural volumes. Given the peculiar light effect, this unique drive-over ground-recessed modular system allows designers and architects to raise unique ideas to be used in projects with all the necessary freedom. GROOVE 21 (mm width) builds in new and sophisticated technological processes: a patented double IP rating to grant reliable performance even in extreme conditions and a double-layer resin-coat to assure a hundred per cent light uniformity for the individual lines and boundaries of direct view light.



Restaurant & Country Hotel Villa De Winckels | Tregnago - Verona | Italy

GROOVE

design artec3 Studio

Linear in-ground series. Fixtures consist of:

Construction

- Extruded anodised aluminium housing
- IP-67-rated double resin coating - transparent in the lower part to protect the LED from mechanical stresses and to guarantee maximum luminous efficiency - satin finish in the visible part, even in joints proximity, to ensure a homogeneous light distribution over the entire emitting area

Electrical

- External power supply 48V has to be ordered separately
- Electronics are designed to maintain the constant brightness of all LED modules in the light configuration without voltage drops

Installation

- Through-wiring designed
- Technopolymer external box for electrical connection suitable for Ø 6 - 9 mm rubber cables. This is connected to the appliance with a 25 cm cable. It allows the appliance to be installed and connected without having to open it
- Two-part fitting, consisting of LED luminaire and stainless steel recess box with anti-deformation cover (included). Tool-free installation of the luminaire in the recess box
- Recessed box to be ordered separately
- For outdoor applications, provide drainage gravel for at least 300 mm additional to the appliance or a suitable drainage system
- Suitable for low-speed transit of vehicles with inflated tyres

Variants

- RGBW and Tunable White versions to be powered with SELV drivers 48V DC, available as accessories to be ordered separately. Colour management through DMX interface
- DMX signal generator for RGBW and Tunable White versions to be ordered separately
- Continuous mounted options and many other configurations are available at www.light-performer.com

Listings


- CE / UKCA
- EAC
- RCM
- Compliant to EN 60598-2-13 A1 / A2 / A3 / A4 / A5 installation areas
- Made in Italy

Warranty

- 5-year limited warranty. Complete warranty terms located at www.performanceinlighting.com



GROOVE 21



160 min Luminaire lumen output (lm) 655 max

GR-11 / Anodised grey / Matt

RGBW and Tunable White versions to be powered with SELV drivers 48V DC, available as accessories to be ordered separately. Colour management through DMX interface




Uniform light even near the joints for uninterrupted performance.



Suitable for low-speed transit of vehicles with inflated tyres



For outdoor applications, provide drainage gravel for at least 300 mm additional to the appliance or a suitable drainage system



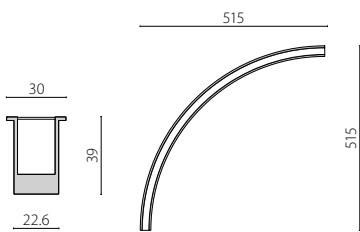
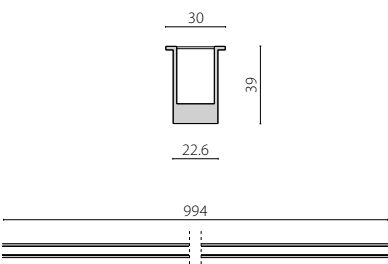
IP-67-rated double resin coating - transparent in the lower part to protect the LED from mechanical stresses and to guarantee maximum luminous efficiency - satin finish in the visible part, even in joints proximity, to ensure a homogeneous light distribution over the entire emitting area



Two-part fitting, consisting of LED luminaire and stainless steel recess box with anti-deformation cover (included). Tool-free installation of the luminaire in the recess box



Continuous mounted options and many other configurations are available at www.light-performer.com






S/EW symmetric extra wide reflector







Casa Museo Maffei | Verona | Italy



INSERT+

Walk safely

This successful series has been synonymous with recessed wall luminaires since 1980. Style and technique follow a direction of evolution, not revolution. Initially offered with traditional light sources, the INSERT series has evolved into an LED offering. This series provides improved visual comfort; energy saving is an accent, and marker-light is illuminating where needed.

The retrofit subframe Kit may offer an essential reduction in installation costs (INSERT+ 1 / 2).

The INSERT+ series, available in recess wall, surface mount, and bollard options, provides much more than fittings. It gives you total design cohesiveness.



INSERT+

Recess wall step light series. Fixtures consist of:

Construction

- Die-cast aluminium housing, polyester powder coat finish ISO 9227/12944 - ISO 9223 (C5)
- Anti-ageing custom moulded silicone sealing gasket(s)
- Inner satin toughened flat glass diffuser
- Stainless steel locking hardware
- GLASS versions have a front diffuser in toughened and screen printed glass

Electrical

- Built-in driver

Installation

- 503 standard recessed box included in the product (INSERT+ ZERO / ZERO CLIPS)
- All INSERT+ 1 / 2 recessed fixing kits are equipped with a cover with spirit levels to facilitate correct position during installation
- Each recessed box is delivered with a protective cover to avoid possible deformations during the installation in concrete and spirit level to ease the leveling during installation
- IP-rated through wiring connectors for cables Ø 7 - Ø 10.5 mm and Ø 14 - Ø 17 mm available as accessories (INSERT+ 2 models)

Variants


- Available through-wiring accessories.

Listings

- CE / UKCA
- EAC
- RCM
- Made in Italy
- Some models of this series allow the specific lighting compliance for PMR (Personnes à mobilité réduite R.111-19-7/14 e 14/2006-555) installations in force on the French market.

Warranty

- 5-year limited warranty. Complete warranty terms located at www.performanceinlighting.com
- Registered trademark®

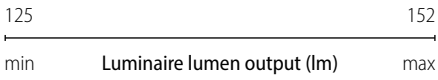


INSERT+ ZERO / ZERO CLIP



IP 65 CLASS I

2700 K 3000 K 4000 K



- GR-94 / Metallic grey / Textured
- AN-96 / Anthracite gray / Textured
- WH-87 / White / Textured


Painted die-cast aluminium housing.



Stainless steel springs for quick connection to recessed box. (INSERT+ ZERO CLIP)



Ideal to light pedestrian walkways.



The luminaire is suitable for through-wiring




Recessed Box (503) included.






Private villa | Verona | Italy

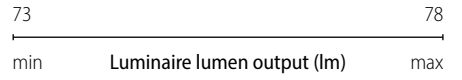


A29/M asymmetric medium reflector

INSERT+ ZERO GLASS



IP 65	CLASS I
2700 K	3000 K



WH-87 / White / Textured


GLASS versions have a front diffuser in toughened and screen printed glass



No visible screws



Ideal to light pedestrian walkways.



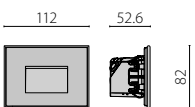
The luminaire is suitable for through-wiring




Recessed Box (503) included.



Stainless steel springs for quick connection to recessed box.





S/EW symmetric extra wide reflector

INSERT+ ZERO SM




148
min Luminaire lumen output (lm) 157
max

- GR-94 / Metallic grey / Textured
- AN-96 / Anthracite gray / Textured
- WH-87 / White / Textured

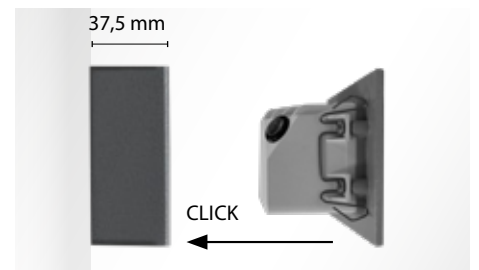
Die-cast aluminium housing, polyester powder coat finish ISO 9227/12944 - ISO 9223 (C5)



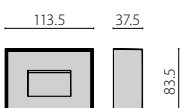
No visible screws





Ideal to light pedestrian walkways.



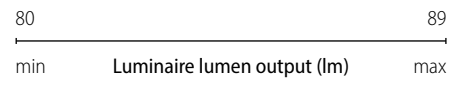
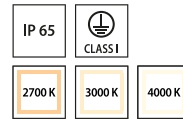
Stainless steel springs for quick connection to recessed box.





A/W asymmetric wide reflector

INSERT+ ZERO SM GLASS



- GR-94 / Metallic grey / Textured
- AN-96 / Anthracite gray / Textured
- WH-87 / White / Textured


GLASS versions have a front diffuser in toughened and screen printed glass




Die-cast aluminium housing, polyester powder coat finish ISO 9227/12944 - ISO 9223 (C5)



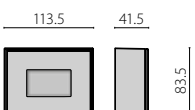
No visible screws





Ideal to light pedestrian walkways.



Stainless steel springs for quick connection to recessed box.





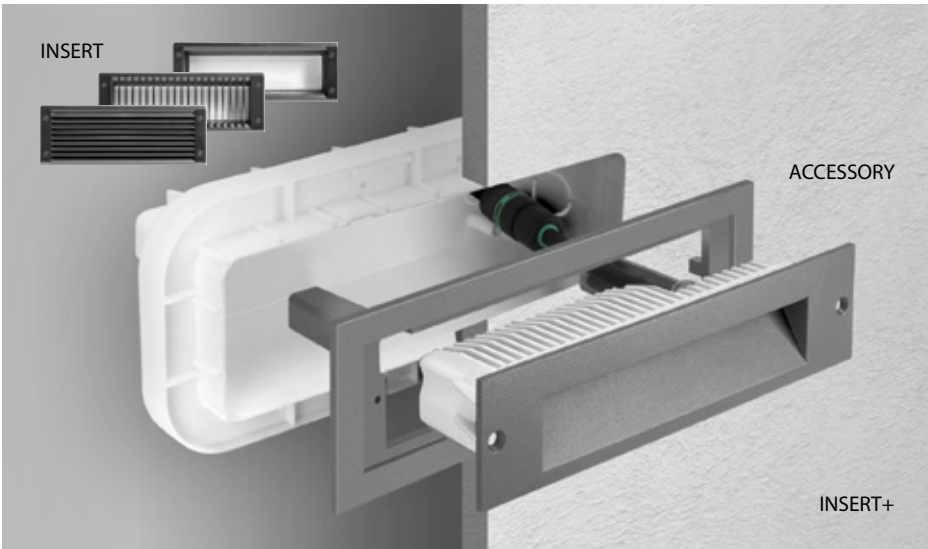
S/EW symmetric extra wide reflector



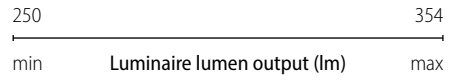


Private villa | Almería | Spain

INSERT+ 1 / 1 MARINE



IP 65		
3000 K	4000 K	



- GR-94 / Metallic grey / Textured
- AN-96 / Anthracite gray / Textured
- WH-87 / White / Textured
- BR-10 / Natural brass / Glossy

INSERT+ 1 could be installed in existing recess boxes of INSERT 1 thanks to the dedicated adapter accessory.



The product is provided pre-cabled with brass cable clamp.




All INSERT+ recessed fixing kits are equipped with a cover with spirit levels to facilitate correct position during installation.



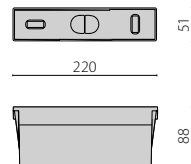
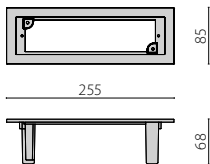
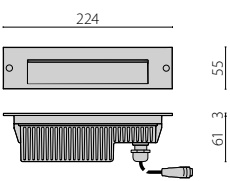
INSERT+ 1 fits perfectly in standard European brick dimensions.




Luminaire is supplied pre-wired with 20 cm of cable H07RN-F (standard).




Metals with natural finish surface may oxidise with age. To restore the original brightness use commercial metal polish.





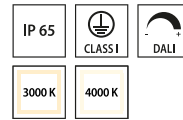
A37/M asymmetric medium reflector





Palm Beach Torreblanca | Torreblanca - Málaga | Spain

INSERT+ 1/2 V



184
min Luminaire lumen output (lm) 634
max

- GR-94 / Metallic grey / Textured
- AN-96 / Anthracite gray / Textured
- WH-87 / White / Textured

Die-cast aluminium housing, polyester powder coat finish ISO 9227/12944 - ISO 9223 (C5)



No visible screws



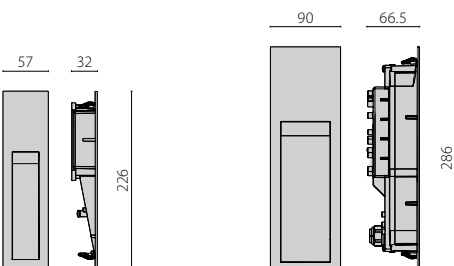
Ideal to light pedestrian walkways.




IP-rated through wiring connectors for cables Ø 7 - Ø 10.5 mm and Ø 14 - Ø 17 mm available as accessories (INSERT+ 2 models)



All INSERT+ recessed fixing kits are equipped with a cover with spirit levels to facilitate correct position during installation.





INSERT+ 1 V | A/EW asymmetric extra wide

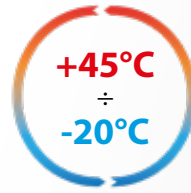



INSERT+ 2 V | A/EW asymmetric extra wide





INSERT+ 1 V GLASS



92 _____ 98
min Luminaire lumen output (lm) max

WH-87 / White / Textured


GLASS versions have a front diffuser in toughened and screen printed glass



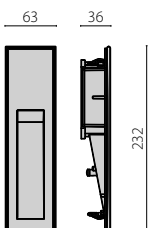
No visible screws




Ideal to light pedestrian walkways.



All INSERT+ recessed fixing kits are equipped with a cover with spirit levels to facilitate correct position during installation.



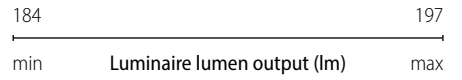


S/EW symmetric extra wide reflector

INSERT+ 1 V SM



IP 65	CLASS I
3000 K	4000 K



- GR-94 / Metallic grey / Textured
- AN-96 / Anthracite gray / Textured
- WH-87 / White / Textured

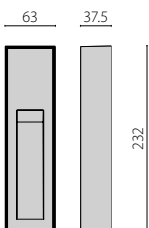
Die-cast aluminium housing, polyester powder coat finish ISO 9227/12944 - ISO 9223 (C5)




No visible screws




Ideal to light pedestrian walkways.





A/EW asymmetric extra wide

INSERT+ 1 V SM GLASS



92 98
 min Luminaire lumen output (lm) max

- GR-94 / Metallic grey / Textured
- AN-96 / Anthracite gray / Textured
- WH-87 / White / Textured

GLASS versions have a front diffuser in toughened and screen printed glass



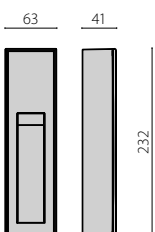
Die-cast aluminium housing, polyester powder coat finish ISO 9227/12944 - ISO 9223 (C5)




No visible screws



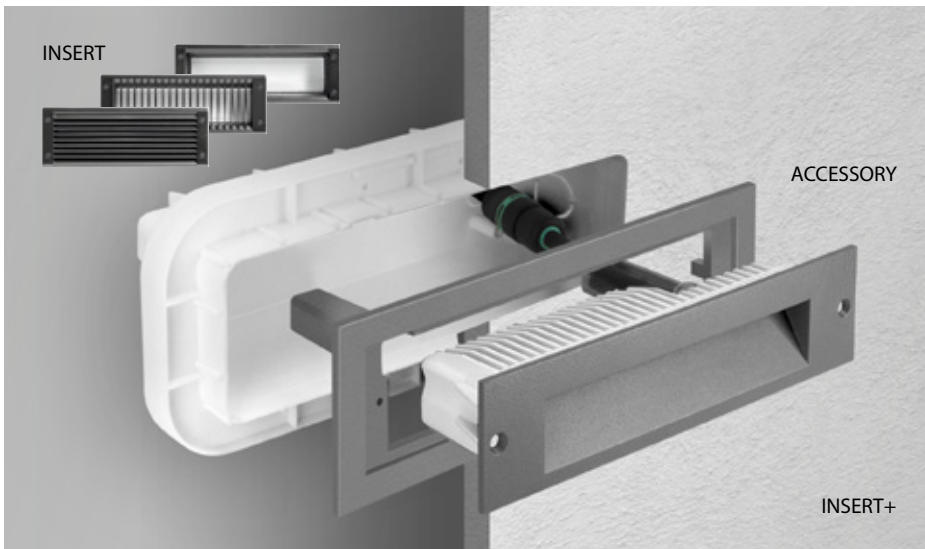
Ideal to light pedestrian walkways.





S/EW symmetric extra wide reflector

INSERT+ 2



503
min Luminaire lumen output (lm) max 553

- GR-94 / Metallic grey / Textured
- AN-96 / Anthracite gray / Textured
- WH-87 / White / Textured


INSERT+ 2 could be installed in existing recess boxes of INSERT 2 thanks to the dedicated adapter accessory.



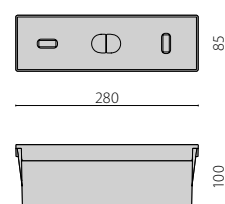
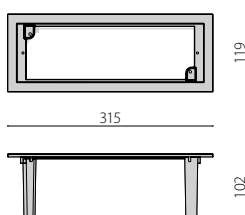
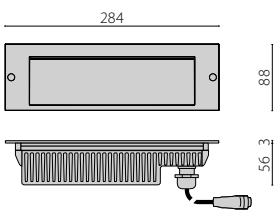
The product is provided pre-cabled with brass cable clamp.



All INSERT+ recessed fixing kits are equipped with a cover with spirit levels to facilitate correct position during installation.




IP-rated through wiring connectors for cables Ø 7 - Ø 10.5 mm and Ø 14 - Ø 17 mm available as accessories (INSERT+ 2 models)





UConn University of Connecticut | Hartford | Connecticut | USA



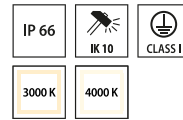
A25/W asymmetric wide reflector





Seligerskaya metro station | Moscow | Russia

INSERT+ 3



1388 min Luminaire lumen output (lm) 1592 max

- GR-94 / Metallic grey / Textured
- AN-96 / Anthracite gray / Textured

A26/W
Tempered clear glass diffuser.

A/W
Diffuser in flat glass, internally frosted.



External electrical connection with sealed plug-socket QUICK, complete with cable.



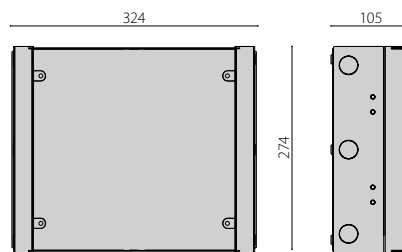
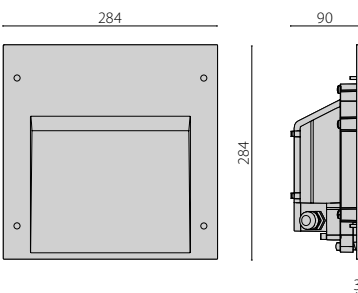
The fixture requires recessed fixing box which must be ordered separately.

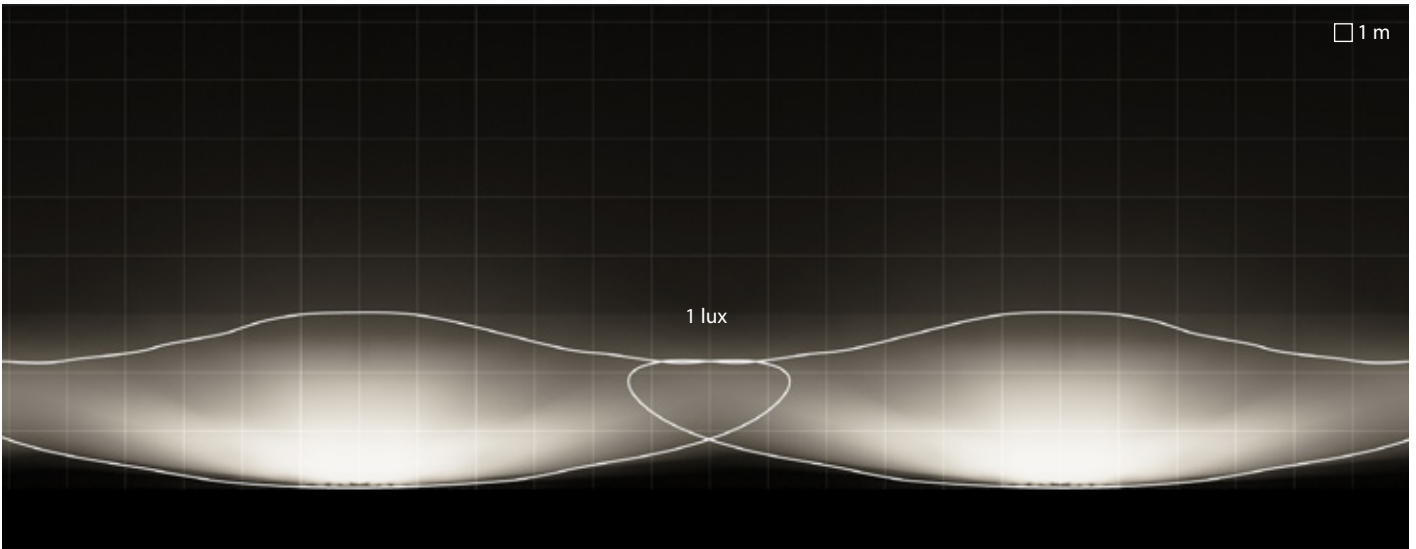


Available for thorough wiring as accessories.



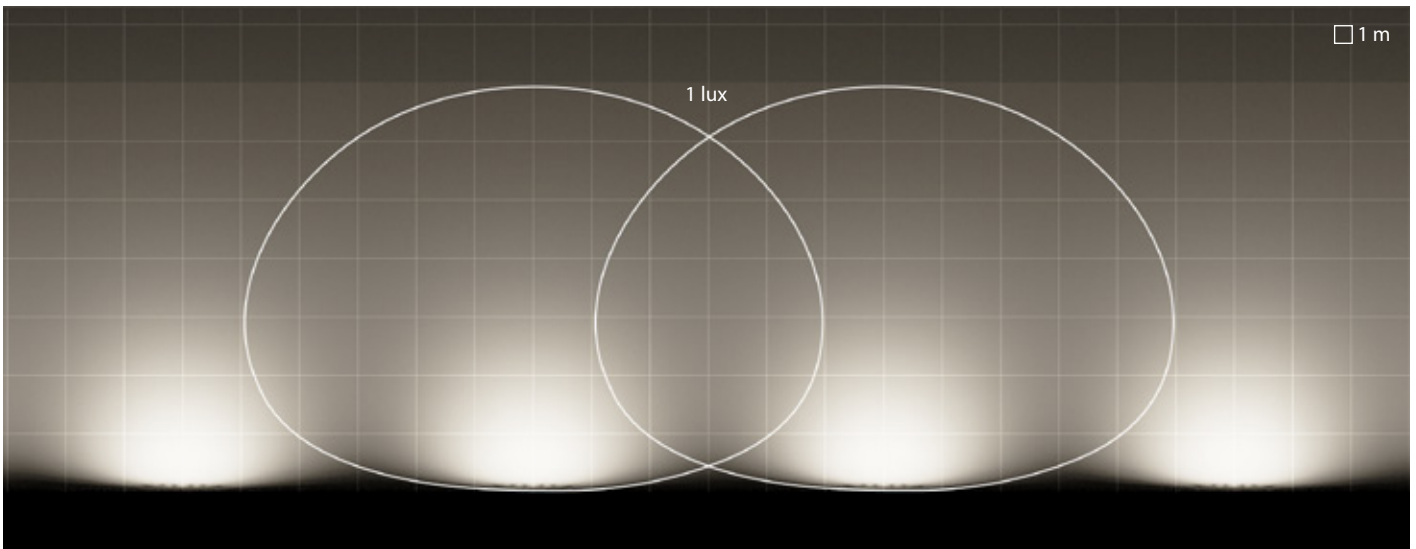
Anti-tamper kit available as an accessory.






A26/W asymmetric wide reflector

Luminaire spacing = 12m
 Path depth = 3m
 Mounting height = 1m




A/W asymmetric wide reflector

Luminaire spacing = 6m
 Path depth = 7m
 Mounting height = 1m



A26/W asymmetric wide reflector



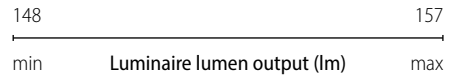
A/W asymmetric wide reflector

INSERT+ ZERO POST



IP 65 CLASS I

2700 K 3000 K 4000 K



- GR-94 / Metallic grey / Textured
- AN-96 / Anthracite gray / Textured


Die-cast aluminium housing, polyester powder coat finish ISO 9227/12944 - ISO 9223 (C5)



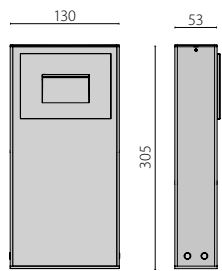
No visible screws




Ideal to light pedestrian walkways.



Stainless steel springs for quick connection to recessed box.





A/W asymmetric wide reflector

INSERT+ 1 V POST



184
min Luminaire lumen output (lm) 197
max

- GR-94 / Metallic grey / Textured
- AN-96 / Anthracite gray / Textured

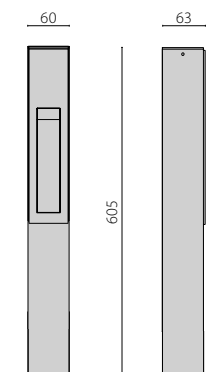
Die-cast aluminium housing, polyester powder coat finish ISO 9227/12944 - ISO 9223 (C5)




No visible screws



Ideal to light pedestrian walkways.






A/EW asymmetric extra wide



House in Albánchez | Almería | Spain



MIMIK

Much more than a pretty face

Chameleonic, discreet and elegant: Ultra-flat luminaires that perfectly blend with the architectural space's interior, creating an effect of luminous mimicry.

The MIMIK is suitable for all applications requiring a wall mount luminaire. Its minimal design and reduced thickness of just a few centimetres allow discreet integration in all indoor and outdoor architectural contexts. The MIMIK series of fixtures is an exclusive PERFORMANCE IN LIGHTING design unique in the lighting industry. The MIMIK / MIMIK FLAT faceplate accessory allows designers to clad the luminaire in any material, making the lighting body disappear and allowing creativity to flourish.

The MIMIK series is available in ceiling mount (MIMIK 10 / 20), wall effect (MIMIK 10), wall sconce (MIMIK 20 / 30), and wall pack (MIMIK 50), FLAT and bollard (MIMIK 10) options, provides much more than fittings. It gives you total design cohesiveness.



Casa Museo Maffei | Verona | Italy

MIMIK

Design-coordinated ceiling mount (MIMIK CEILING 10 / 20), wall sconce (MIMIK FLAT 10 / 20 / 30), wall effect (MIMIK 10), wall pack (MIMIK 20 / 30 / 50 and bollard (MIMIK 10 POST) series. Fixtures consist of:

Construction

- Die-cast aluminium housing, polyester powder coat finish ISO 9227/12944 - ISO 9223 (C5)
- MIMIK models are equipped with high-transmittance polycarbonate optics with different light distributions to meet a large variety of lighting schemes
- Anti-ageing custom moulded silicone sealing gasket(s)
- Microprismatic, toughened, flat glass diffuser, silk-screened on the inside (MIMIK FLAT versions)
- Extra-clear, toughened, flat glass diffuser, silk-screened on the inside (MIMIK models)

Installation


- Openable and maintainable luminaire (future-proof)
- Single (M) and dual (B) emission versions available
- The frame which is available as an accessory, allows the panel to be installed on the luminaire front. The board can be plastered to match the finish of the wall on which it is to be installed (MIMIK 20 / 30 - MIMIK FLAT 10 / 20 / 30).
- External electrical connection with sealed plug-socket QUICK, complete with cable.

Listings

- CE / UKCA
- EAC
- RCM
- ENEC
- Made in Italy

Warranty

- 5-year limited warranty. Complete warranty terms located at www.performanceinlighting.com
- Registered trademark®



MIMIK 10 / 20 CEILING




IP 65	ULR¹	CIE³⁻⁹⁵	CLASS I	DALI
3000 K	4000 K			


612 1778
 min Luminaire lumen output (lm) max

- GR-94 / Metallic grey / Textured
- AN-96 / Anthracite gray / Textured
- WH-87 / White / Textured

Polyester powder coated die-cast aluminium housing.




Flat tempered transparent, and internally etched glass diffuser for the MIMIK 10 CEILING versions.



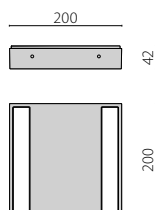
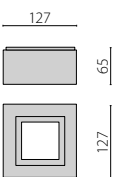
Flat, microprismatic tempered glass diffuser, screen printed on the inner surface for MIMIK 10 CEILING TECH.




Equipped with high-transmittance polycarbonate lenses with different light distributions to meet the most diverse lighting requirements.




Toughened flat glass diffuser, internally coated, for homogeneous light distribution






MIMIK 10 CEILING | C/1 intensive circle reflector



MIMIK 10 CEILING | C/EW extra wide circle reflector



MIMIK 20 CEILING | S/EW symmetric extra wide reflector

MIMIK 10 / 20 / 30



IP 65	ULR¹	CIE³-95	CLASS I	3h
3000 K	4000 K			

330 ————— 2755
 min Luminaire lumen output (lm) max

- GR-94 / Metallic grey / Textured
- AN-96 / Anthracite grey / Textured
- WH-87 / White / Textured

The frame which is available as an accessory, allows the panel to be installed on the luminaire front. The panel can be plastered to match the finish of the wall on which it is to be installed.



Flat, transparent, tempered glass diffuser, screen printed on the inner surface for MIMIK series.



Polyester powder coated die-cast aluminium housing.



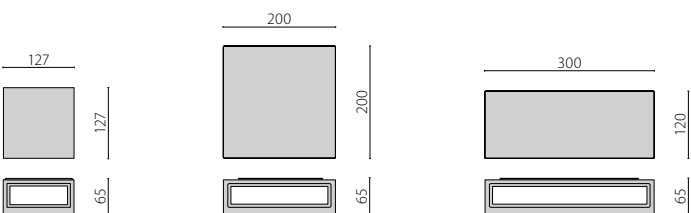
Frame for customising the panel available for MIMIK 10 / 20 / 30 (to be ordered separately).

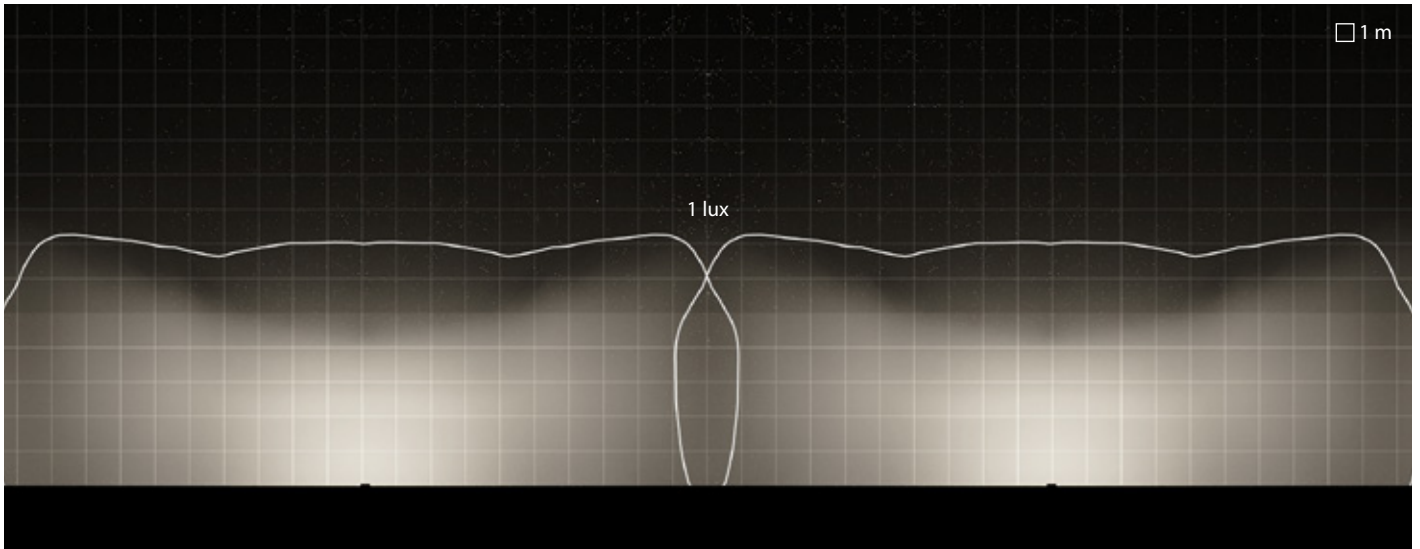


Equipped with high-transmittance polycarbonate lenses with different light distributions to meet the most diverse lighting requirements.




EM/3P version is designed for multipurpose 3 hours sustained emergency lighting



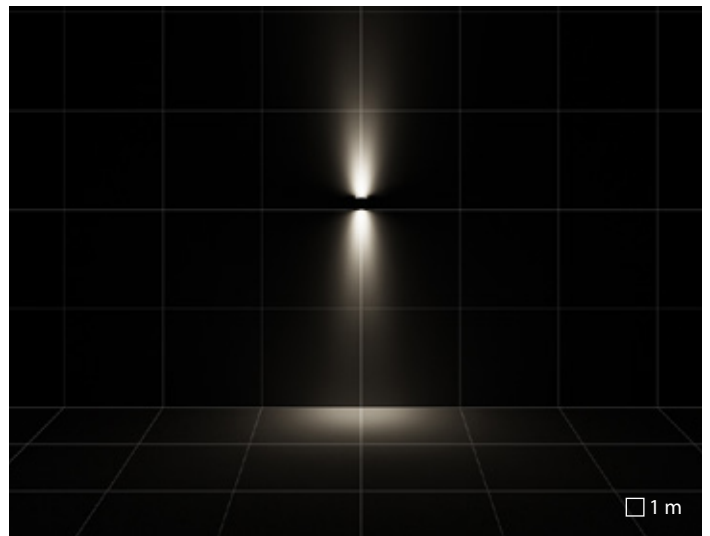


MIMIK 30 M | CP/T3 pedestrian and cycle reflector type 3


Luminaire spacing = 20m
 Path depth = 5m
 Mounting height = 3m




MIMIK 10 M | C/I intensive circle reflector




MIMIK 10 B | C/I intensive circle reflector




MIMIK 10 M | CP/T3 pedestrian and cycle reflector type 3




MIMIK 10 M | CP/T3 pedestrian and cycle reflector type 3 + C/I intensive circle reflector




MIMIK 20 | CP/T2 pedestrian and cycle reflector type 2




MIMIK 30 | CP/T2 pedestrian and cycle reflector type 2




MIMIK 20 | CP/T3 pedestrian and cycle reflector type 3



MIMIK 30 | CP/T3 pedestrian and cycle reflector type 3



MIMIK 20 | A60/W asymmetric wide reflector



MIMIK 30 | A60/W asymmetric wide reflector

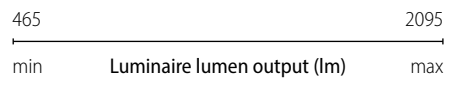


Jeruzalem Blok M | Amsterdam | Netherlands

MIMIK 10 / 20 / 30 FLAT



IP 65	ULR^{v1}	CIE^{v3-95}	CLASS I	1h
3000 K	4000 K			




- GR-94 / Metallic grey / Textured
- AN-96 / Anthracite gray / Textured
- WH-87 / White / Textured

The frame which is available as an accessory, allows the panel to be installed on the luminaire front. The panel can be plastered to match the finish of the wall on which it is to be installed.



Flat, microprismatic tempered glass diffuser, screen printed on the inner surface for MIMIK FLAT series.



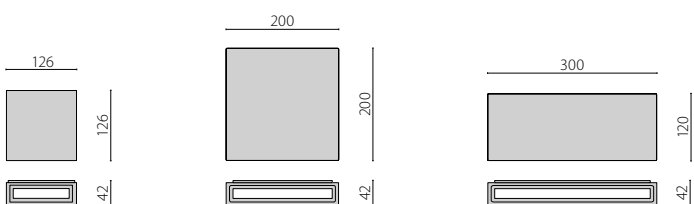
Polyester powder coated die-cast aluminium housing.




Frame for customising the panel available for MIMIK 10 / 20 / 30 (to be ordered separately).




EM/1P are maintained emergency versions (1h)







MIMIK 10 FLAT M | A/W asymmetric wide reflector




MIMIK 10 FLAT B | A/W asymmetric wide reflector



MIMIK 20 FLAT M | A/W asymmetric wide reflector



MIMIK 20 FLAT B | A/W asymmetric wide reflector



MIMIK 30 FLAT M | A/W asymmetric wide reflector





Conference hall - Batteria di Scarpa | Verona | Italy

MIMIK 50



IP 65	FULL CUT OFF	ULR<1	CIEⁿ3-95	CLASS I	Light bulb icon	DALI
SPD 10kV	3h					
3000 K	4000 K					

4299 min Luminaire lumen output (lm) 13198 max

■ AN-96 / Anthracite gray / Textured

High-transparency polycarbonate lenses for best light transmission.



Extra-clear flat tempered glass diffuser internally screen-printed.




Frame for customizing the panel available for MIMIK 50 (to be ordered separately).



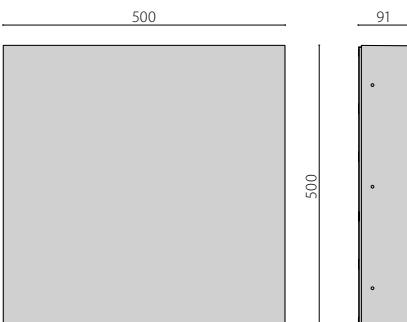
The fitting is suitable for through-wiring.

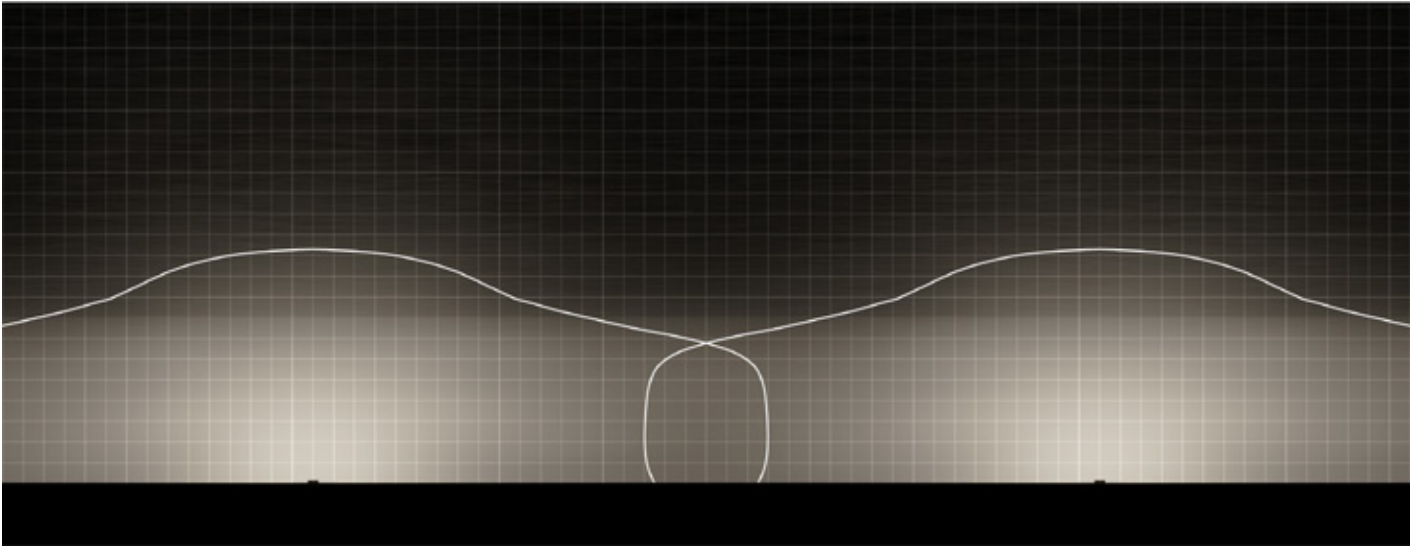


Integral surge protection device (SPD) against mains overvoltages up to 10 kV




EM/3P version is designed for multipurpose 3 hours sustained emergency lighting






MIMIK 50 M | CP/T2 pedestrian and cycle reflector type 2


Luminaire spacing = 38m
 Path depth = 8m
 Mounting height = 6m




MIMIK 50 M | A60/W asymmetric wide reflector



MIMIK 50 B | A60/W asymmetric wide reflector



MIMIK 50 M | CP/T2 pedestrian and cycle reflector type 2



MIMIK 50 B | CP/T2 pedestrian and cycle reflector type 2

MIMIK 10 POST



IP 65	FULL CUT OFF	ULR<1	CIE n°3-95	CLASS I
3000 K	4000 K			

719 915
 min Luminaire lumen output (lm) max

- GR-94 / Metallic grey / Textured
- AN-96 / Anthracite gray / Textured

Full cut-off.



CP versions feature asymmetric light distribution suitable for bicycle and pedestrian pathways.



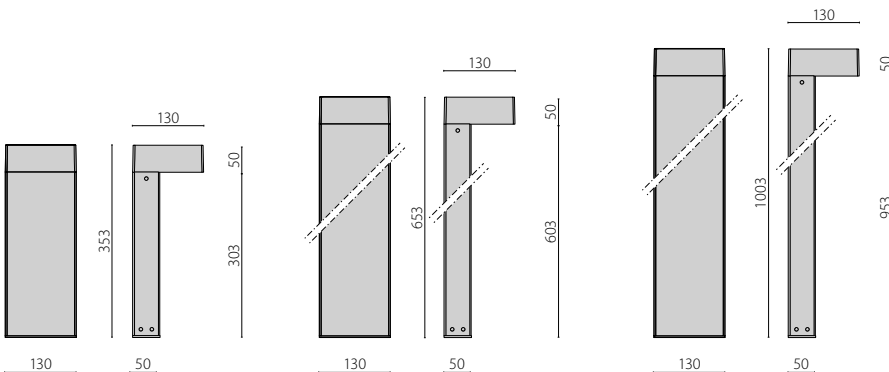
Tempered glass diffuser, printed.

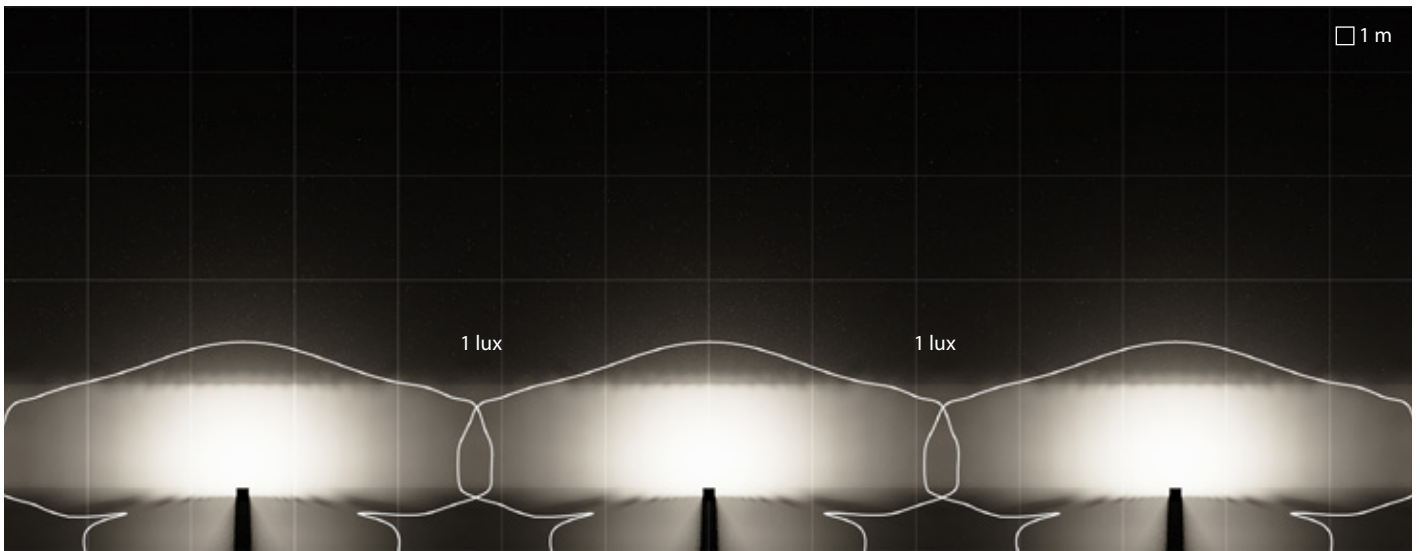


External electrical connection with sealed plug-socket QUICK, complete with cable.



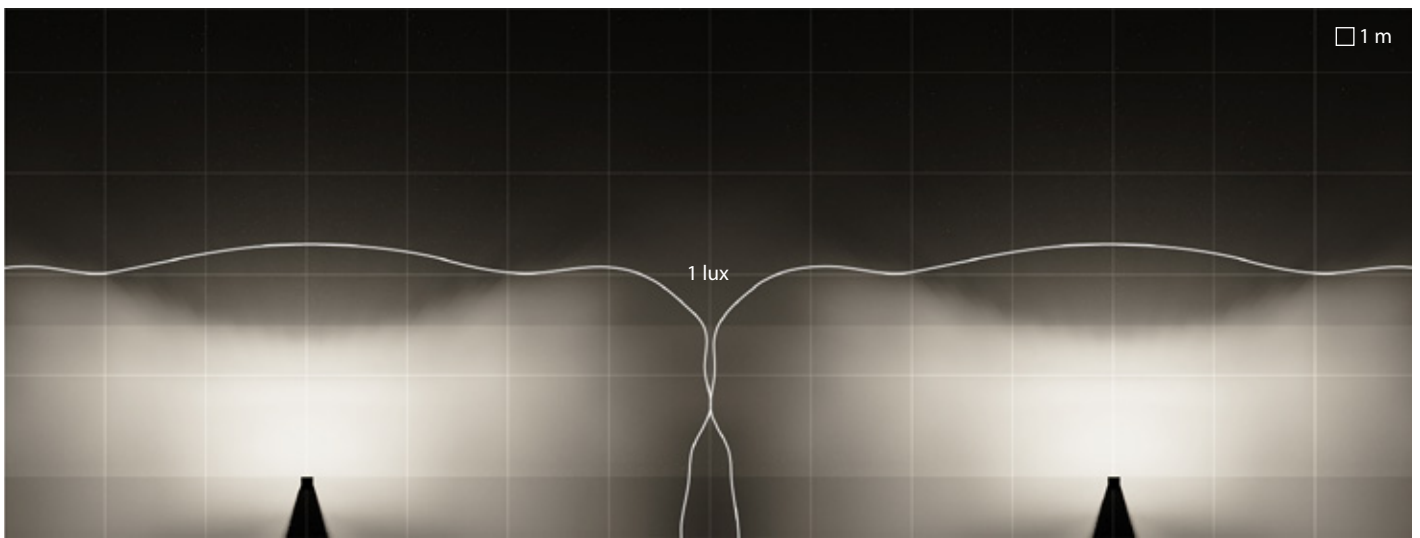
Metal sturdy bases for floor mounting are available as accessories (HU versions)






MIMIK 10 POST 600 | A/I asymmetric intensive reflector

Luminaire spacing = 4.5m
 Path depth = 1m
 Mounting height = 0m




MIMIK 10 POST 1000 | CP/T3 pedestrian and cycle reflector type 3

Luminaire spacing = 8m
 Path depth = 1.5m
 Mounting height = 0m



MIMIK 10 POST 600 | A/I asymmetric intensive reflector




MIMIK 10 POST 1000 | CP/T3 pedestrian and cycle reflector type 3








Residence "La Valle" | Barco di Lavagno - Verona | Italy





Private villa | Verona | Italy



QUASAR

Rhythm on the wall

Convenience, technology, and design melted together in various applications, light effects, and usages.

The QUASAR is an exhaustive weatherproof range designed to enhance any around the building solution. Various emissions in various up/down combinations give this highly versatile option.



Private house | Andalusia | Spain

QUASAR

Wall effect (QUASAR 10) and wall sconce (QUASAR 20 / 30 / 60) series. Fixtures consist of:

Construction

- Die-cast aluminium housing, polyester powder coat finish ISO 9227/12944 - ISO 9223 (C5)
- PVD (Physical Vapour Deposition) 5 layers 99,9% pure aluminium LED >95% total reflection reflector. Corrosion granted
- Inner satin toughened flat glass diffuser
- Microprismatic, toughened, flat glass diffuser, silk-screened on the inside (TECH versions)
- Anti-ageing custom moulded silicone sealing gasket(s)
- Stainless steel locking hardware

Electrical

- Built-in driver
- Versions with dimmable 1-10V or DALI drivers available. Consult factory
- EM/3P version is designed for multipurpose 3 hours sustained emergency lighting

Installation


- EM/3P LED versions are equipped with 3.6V 2Ah, Ni MH batteries

Listings

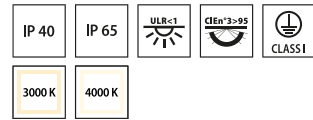
- CE / UKCA
- EAC
- RCM
- ENEC
- Made in Italy

Warranty

- 5-year limited warranty. Complete warranty terms located at www.performanceinlighting.com



QUASAR 10 CEILING / QUASAR 30 CEILING




268 1652
 min Luminaire lumen output (lm) max

- GR-94 / Metallic grey / Textured
- AN-96 / Anthracite gray / Textured
- WH-87 / White / Textured


PVD (Physical Vapour Deposition) 5 layers 99,9% pure aluminium LED >95% total reflection reflector. Corrosion granted




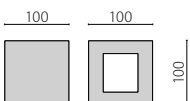
Inner satin toughened flat glass diffuser





Microprismatic, toughened, flat glass diffuser, silk-screened on the inside (TECH versions)




Die-cast aluminium housing, polyester powder coat finish ISO 9227/12944 - ISO 9223 (C5)






QUASAR 10 CEILING | S/EW symmetric extra wide reflector



QUASAR 30 CEILING | S/I symmetric narrow reflector

QUASAR 10 / 20 / 30




IP 44	IP 65	ULR<1	CIE³⁻⁹⁵	CLASS1	3h
3000 K	4000 K				


100 2489
min Luminaire lumen output (lm) max

- GR-94 / Metallic grey / Textured
- AN-96 / Anthracite gray / Textured
- BK-81 / Black / Textured
- WH-87 / White / Textured

Die-cast aluminium housing, polyester powder coat finish ISO 9227/12944 - ISO 9223 (C5)



Toughened flat glass diffuser, internally coated, for homogeneous light distribution



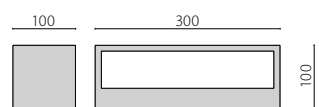
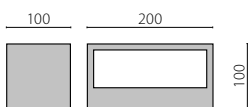
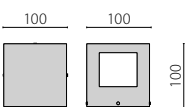
Microprismatic, toughened, flat glass diffuser, silk-screened on the inside (TECH versions)




PVD (Physical Vapour Deposition) 5 layers 99,9% pure aluminium LED >95% total reflection reflector. Corrosion granted




EM/3P version is designed for multipurpose 3 hours sustained emergency lighting







QUASAR 10 1WB | R surface effects




QUASAR 10 2WB | R surface effects




QUASAR 10 4WB | R surface effects




QUASAR 10 1NB+1WB | R surface effects




QUASAR 20 M | S/EW symmetric extra wide reflector




QUASAR 20 B | S/EW symmetric extra wide reflector




QUASAR 20 TECH | A30/M asymmetric medium reflector




QUASAR 20 DOUBLE TECH | A30/M asymmetric medium reflector




QUASAR 30 M | S/EW symmetric extra wide reflector



QUASAR 30 B | S/EW symmetric extra wide reflector



QUASAR 30 TECH | A30/M asymmetric medium reflector



QUASAR 30 DOUBLE TECH | A30/M asymmetric medium reflector





Private house | Andalusia | Spain


QUASAR 60




1631 4082
 min Luminaire lumen output (lm) max

- GR-94 / Metallic grey / Textured
- AN-96 / Anthracite gray / Textured
- WH-87 / White / Textured

Die-cast aluminium housing, polyester powder coat finish ISO 9227/12944 - ISO 9223 (C5)



Microprismatic, toughened, flat glass diffuser, silk-screened on the inside (TECH versions)



Microprismatic, toughened, flat glass diffuser, silk-screened on the inside (TECH versions)



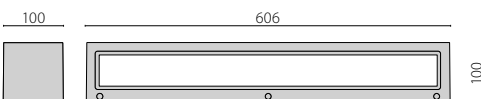
PVD (Physical Vapour Deposition) 5 layers 99,9% pure aluminium LED >95% total reflection reflector. Corrosion granted




EM/3P version is designed for multipurpose 3 hours sustained emergency lighting




The luminaire is suitable for through-wiring







QUASAR 60 M | A7/EW asymmetric extra wide reflector



QUASAR 60 B | A7/EW asymmetric extra wide reflector



QUASAR 60 TECH | A22/EW asymmetric extra wide reflector



QUASAR 60 DOUBLE TECH | A22/EW asymmetric extra wide reflector



Private villa | Sanlúcar de Barrameda - Cádiz | Spain



ORION

A bright blend
for every context

Many possibilities for lighting up houses and gardens are often left unused. Good light, carefully coordinated, can guarantee a pleasant atmosphere, higher quality in being outdoors in the evening, greater security at home, in the garden and can make the house inviting.

Orion's seven brightest stars form a distinctive archer with a sword-shaped pattern in the night sky. Similarly, this series has seven dazzling possibilities: single/double emission, vertical, horizontal, ground marker, all customisable with a decorative "sleeve", and post-mount the innovative natural finish options to personalise the sleeve hand out a bright blend for every context. Moreover, the white sleeve can be overpainted and custom finished. ORION can be used to enhance houses and gardens and ensures a steady light where necessary.

It is a series of various sizes for outdoor use and thanks to its high wind and rain protection index. They are not a problem.



New building electrical wholesaler Robri | Wekerom | Netherlands

ORION

Surface-mount step light and wall mount series. Fixtures consist of:

Construction

- Die-cast aluminium housing, polyester powder coat finish ISO 9227/12944 - ISO 9223 (C5)
- Aluminium reflector
- Anti-ageing custom moulded silicone sealing gasket(s)
- Stainless steel locking hardware
- Painted stainless steel sheet metal structure (ORION POST 260)
- Painted extruded aluminium pole (ORION POST 600)

Electrical

- Driver On Board 220-240V 50/60Hz LED module protected against surges up to 1 kV

Installation


- The decorative sleeve changes the luminous effect of the luminaire and is available as an accessory (to be ordered separately).
- Base plate included

Listings

- CE / UKCA
- EAC
- RCM

Warranty

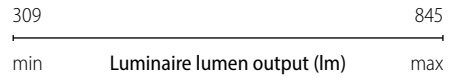
- 5-year limited warranty. Complete warranty terms located at www.performanceinlighting.com



ORION H



IP 65	ULR¹	CIE³⁻⁹⁵	CLASS I
2700 K	3000 K	4000 K	




- AN-96 / Anthracite gray / Textured
- WH-87 / White / Textured

The decorative sleeve changes the luminous effect of the luminaire and is available as an accessory (to be ordered separately).




Custom RAL (consult factory)



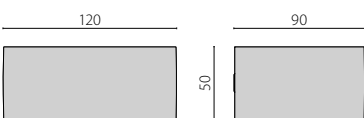
Microprismatic, flat glass diffuser, silk-screened on the inside




Die-cast aluminium housing, polyester powder coat finish ISO 9227/12944 - ISO 9223 (C5)




Compact dimensions







ORION H M | A/EW asymmetric extra wide reflector



ORION H B | A/EW asymmetric extra wide reflector




ORION H M + COVER | A/EW asymmetric extra wide reflector

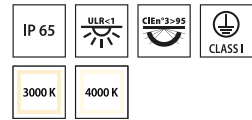



ORION H B + COVER | A/EW asymmetric extra wide reflector





ORION V



125 min Luminaire lumen output (lm) 1125 max

- AN-96 / Anthracite gray / Textured
- WH-87 / White / Textured

The decorative sleeve changes the luminous effect of the luminaire and is available as an accessory (to be ordered separately).




Custom RAL (consult factory)




Extra-clear, toughened, flat glass diffuser, silk-screened on the inside



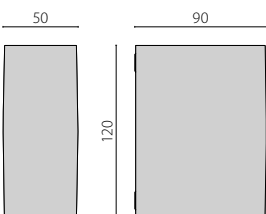
Aluminium reflector




Die-cast aluminium housing, polyester powder coat finish ISO 9227/12944 - ISO 9223 (C5)




Compact dimensions







ORION V M | S/EW symmetric extra wide reflector



ORION V B | S/EW symmetric extra wide reflector



ORION V M NB | R surface effects




ORION V B NB | R surface effects





ORION POST



IP 65	CLASS I
3000 K	4000 K


95 min ————— 102 max
Luminaire lumen output (lm)

■ AN-96 / Anthracite gray / Textured

Painted stainless steel sheet metal structure (ORION POST 260)



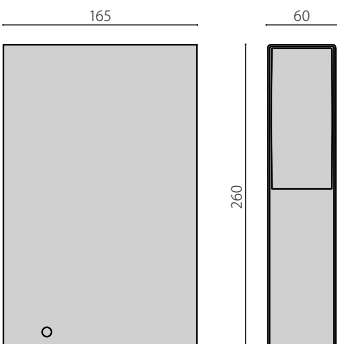
Extra-clear, toughened, flat glass diffuser, silk-screened on the inside





Custom RAL (consult factory)




Aluminium reflector





A/M asymmetric medium reflector





POLO+

Versatile and affordable

Many possibilities for lighting up houses and gardens are often left unused. Good light, carefully coordinated, can guarantee a pleasant atmosphere, higher quality in being outdoors in the evening, greater security at home, in the garden and can make the house inviting.

Convenience, technology, and design melted together in various applications, light effects, and usages.



POLO+

Wall-mounted LED luminaire, comprising:

Construction

- Die-cast aluminium housing, powder-coated
- Extra clear, toughened, flat glass diffuser, matt and silk-screened on the inside
- Anti-ageing custom moulded silicone sealing gasket(s)
- Stainless steel locking hardware

Electrical

- Driver On Board 220-240V 50/60Hz LED module protected against surges up to 500 V
- POLO+2/1 version includes on/off switch

Listings

- CE / UKCA
- EAC
- RCM
- Glare control and upward light pollution laws compliant (0% ULOR rating)

Warranty

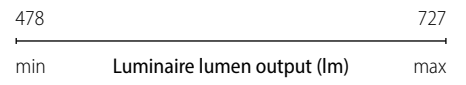
- 5-year limited warranty. Complete warranty terms located at www.performanceinlighting.com



POLO+ 2 / 3



IP 40 IP 65	IP 65	ULR<1	GLE<sup>3>>95	CLASS I
3000 K	4000 K			




- AN-96 / Anthracite gray / Textured
- WH-87 / White / Textured

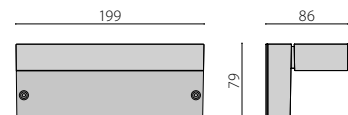
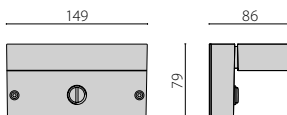
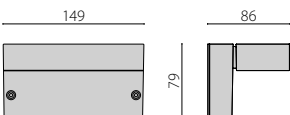
Suitable for pole-tops Ø 42 / 45 / 60 mm.



Extra clear, toughened, flat glass diffuser, matt and silk-screened on the inside




Glare control and upward light pollution laws compliant (0% ULOR rating)





POLO+ 2 | A/EW asymmetric extra wide reflector



POLO+ 3 | A/EW asymmetric extra wide reflector

MASK+

design Roberto Fiorato

Void and Light to Plane

Line and void to light. Kandinsky's writings inspired the design of this series. Linear and semicircle lines, intended as a force applied in a designer-given direction, embrace a void fed with light.

Restyling of the successful series, MASK+ is an elegant, dynamic balance between full and empty, where the void is "presented" as an object that identifies and distinguishes the shape by characterising it. The light embraces this emptiness filling it, marking the indoor and outdoor context, day and night. MASK+ is a material balance between light and space.

In the round version (MASK+ ROUND), an aura of indirect light touches the surface, embellishing and distinguishing it simultaneously.

This series, unique in the market, available in two sizes and two shapes, decorates interiors and exteriors using an amazing coordinated image.



MASK+

design Roberto Fiorato

Wall and ceiling mounted luminaire for indoor and outdoor, comprising:

Construction

- Die-cast aluminium housing, polyester powder coat finish ISO 9227/12944 - ISO 9223 (C5)
- Anti-ageing custom moulded silicone sealing gasket(s)
- Toughened flat glass diffuser, internally coated, for homogeneous light distribution

Electrical

- Built-in driver
- EM/1P are maintained emergency versions (1h)
- PIR versions have a motion sensor fitted into the ring, suitable for resistive and inductive load

Installation

- Single emission models suitable for either upwards or downwards mounting (M options)
- Double installation position is possible to obtain different lighting effects

Variants


- Dimmable DALI options available. Consult factory

Listings

- CE / UKCA
- EAC
- RCM
- Made in Italy

Warranty

- 5-year limited warranty. Complete warranty terms located at www.performanceinlighting.com
- Registered trademark ®
- Registered design ®



MASK+ / MASK+ MINI



IP 65	ULR^{v1}	CIE^{v3-95}	CLASS I	IR	1h
3000 K	4000 K				

317 ————— 1879
 min Luminaire lumen output (lm) max

- AN-96 / Anthracite gray / Textured
- WH-87 / White / Textured

Double installation position is possible to obtain different lighting effects.



Glass diffuser, internally painted for homogeneous diffused light.



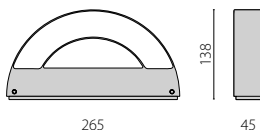
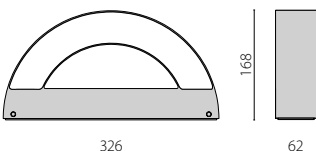
No visible screws.




PIR versions have a motion sensor fitted into the ring, suitable for resistive and inductive load




EM/1P are maintained emergency versions (1h)



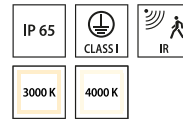



MASK+ B | S/EW symmetric extra wide reflector



MASK+ M | S/EW symmetric extra wide reflector

MASK+ ROUND



1188 1227
 min **Luminaire lumen output (lm)** max

- AN-96 / Anthracite gray / Textured
- WH-87 / White / Textured

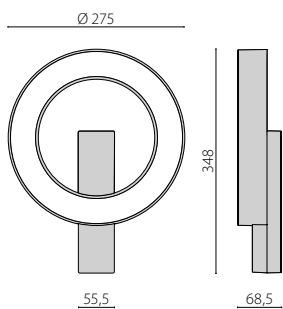
Glass diffuser, internally painted for homogeneous diffused light.





No visible screws.



PIR versions have a motion sensor fitted into the ring, suitable for resistive and inductive load





MASK+ ROUND | S/EW symmetric extra wide reflector

SHIELD

Installs are a cinch

SHIELD+ offers a versatile architectural style ideal for walls, facades, canopies and perimeter lighting. The injection-moulded metallised reflectors offer precise light, an anti-glare design and precision optical control.

SHIELD+ 1, thanks to the proprietary driver, can be set up to three different levels (MULTIPOWER). This innovative system allows field power to adjust according to specific needs. Moreover, the predispositions for side-cable entry in three different positions, the standard loop-in/loop-out from the back-side and the EXTREME options, make the series installable in any context.



SHIELD

Wall-mounted LED luminaire, comprising:

Construction

- Die-cast aluminium housing, polyester powder coat finish ISO 9227/12944 - ISO 9223 (C5)
- High-efficiency metallized technopolymer reflector with protective surface treatment
- Anti-ageing custom moulded silicone sealing gasket(s)
- Extra clear, toughened, flat glass diffuser

Electrical

- Static ON/OFF or dimmable DALI options available
- EM/3P version is designed for multipurpose 3 hours sustained emergency lighting
- Li-Fe Po4 3,2 V 3.0 Ah batteries, 24 hours recharge time

Installation

- Field settable integral tri-level lumen/wattage packages proprietary DIP switch driver
- Through-wiring designed
- EXTREME options are suitable for extreme operating temp. conditions , -40°C

Variants

- Twilight models (C versions) complete with dusk sensor available. Consult factory

Listings

- CE / UKCA
- RCM

Warranty

- 5-year limited warranty. Complete warranty terms located at www.performanceinlighting.com



SHIELD+ 1 / 2



2808 min Luminaire lumen output (lm) 7985 max

■ AN-96 / Anthracite gray / Textured

High-efficiency metallized technopolymer reflector with protective surface treatment



DALI versions have two drivers. Dual ignition is possible by assigning and managing addresses within the DALI protocol



EM/3P version is designed for multipurpose 3 hours sustained emergency lighting



Through-wiring designed



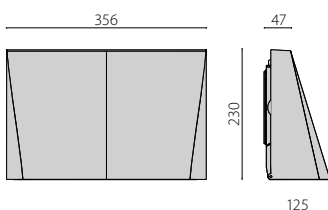
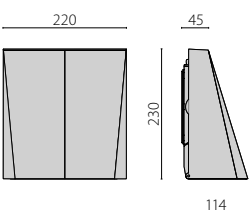
EXTREME options are suitable for extreme operating temp. conditions, -40°C



Field settable integral tri-level lumen/wattage packages proprietary DIP switch driver




Twilight models (C versions) complete with dusk sensor available. Consult factory






Commercial building Warmteservice | Gouda | Netherlands



SHIELD+ 1 | A/EW asymmetric extra wide reflector



SHIELD+ 2 | A/EW asymmetric extra wide reflector



WAYFINDING

The orientation light collection




The term Way Finding does not only mean “how to find your way” but it contains a broader and complex meaning... it’s about cities, spaces to live in, in which we move and orientate ourselves every day. Kevin Lynch, an American city planner and architect, coined this term in 1960 in his book “The Image of the City” where he focused the attention on “urban signs” such as streets or house numbers understood as ways to organize spaces, constructed or not, and how to equip them to make them readable and visible, by helping us to orientate ourselves. The Way Finding or orientation lighting also includes a lot of other elements, such as street furnishing, coatings, green areas,

signage lighting, light. To focus light on paths, be they driveways, sidewalks or staircases, is certainly an instrument that helps space to become a “friend”, able to dialogue with us and acquiring at the same time “cognition of space” that surrounds us. Orientation lighting furthermore supports perception through the creation of illuminating dots and lines, for example, in passages and on the stairs.



Palazzo Lombardia | Milan | Italy





Adigeo shopping centre | Verona | Italy




KHA

design Silvia Paola Pennacchio

The light caresses the ground

KHA and KHA SLIM are contemporary high-performance bollards and slim light columns, combining style with a robust design manufactured in high-quality materials and finishing. The KHA SLIM luminaires provide functional and dramatic effect lighting with aesthetics suitable for entrances, paths, walkways, courtyards, gardens, public areas, and security lighting.

KHA TECH bollard family offers contemporary aesthetics with zero upward light pollution options, suitable for private residential, open space, parks, gardens, and commercial complexes lighting.



"Città di Lombardia" square | Milan | Italy

KHA

design Silvia Paola Pennacchio

Design coordinated slim area / site lighting column (KHA SLIM 220) and bollard (KHA 5 / 9 - KHA SLIM 31 / 91) series. Fixtures consist of:

Construction

- Electropolished AISI 316 stainless steel or aluminium body and top-cap polyester powder coat finish ISO 9227/12944 - ISO 9223 (C5) depending on versions
- Inner aluminium extruded LED heat sink
- Technopolymer electrical gearbox
- Extra pure polished aluminium reflector
- Anti-ageing custom moulded silicone sealing gasket(s)
- UV stabilised transparent polycarbonate diffuser
- Stainless steel locking hardware

Installation

- Die-cast aluminium floor mount base polyester powder coat finish prior chemical surface conversion
- KHA SLIM 220 floor installation can be done through a galvanised steel plinth to be directly buried in concrete or with a stainless steel base to be fastened to the floor with anchor bolts (included)
- Concrete installation fixing rods are available as accessories (ordered separately)

Listings

- CE / UKCA
- EAC
- RCM
- Made in Italy

Warranty

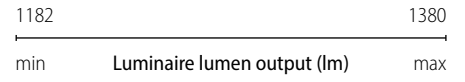
- 5-year limited warranty. Complete warranty terms located at www.performanceinlighting.com



KHA 5 / 9



IP 66	IK 10	UR-1	ULR-1	CLASS I	CLASS II
3000 K	4000 K				



- AN-96 / Anthracite gray / Textured
- BK-81 / Black / Textured
- INOX / Stainless steel / Matt

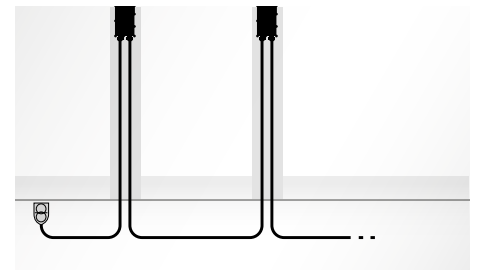
Housing and cap made of AISI 316 electropolished stainless steel or powder coated aluminium, depending on versions.



Extra pure polished aluminium reflectors.



Die-cast aluminium floor mount base polyester, powder coated after chemical conversion treatment of the surface.

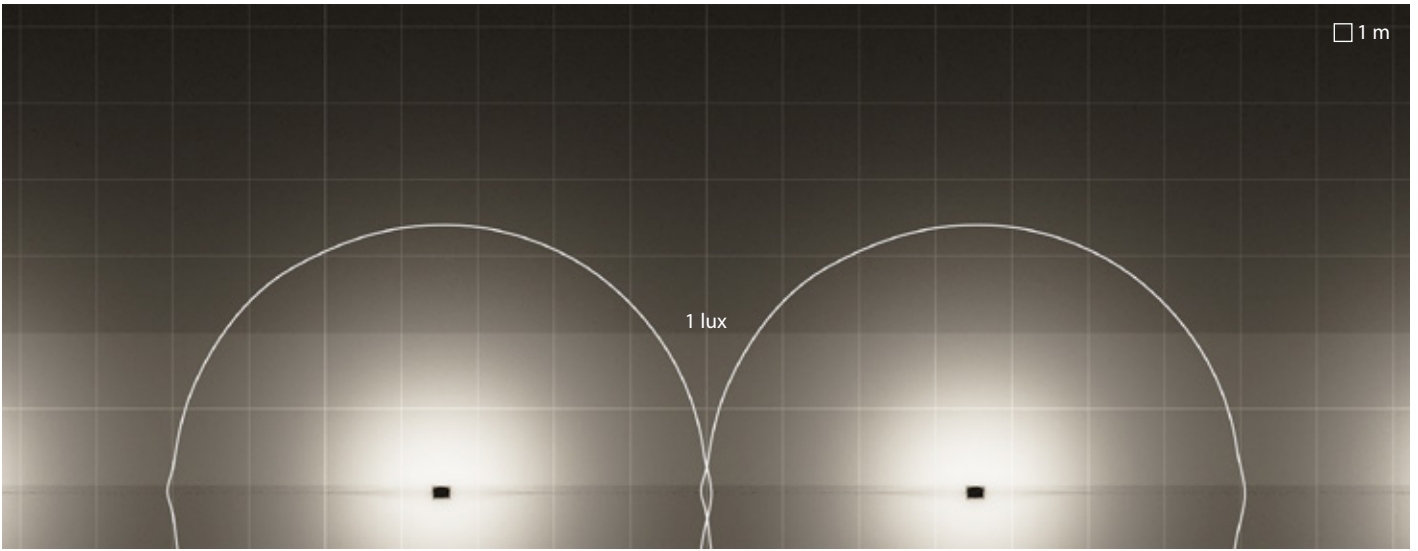


Each luminaire is supplied with two IP 68 cable gland allowing a single or a through power connection



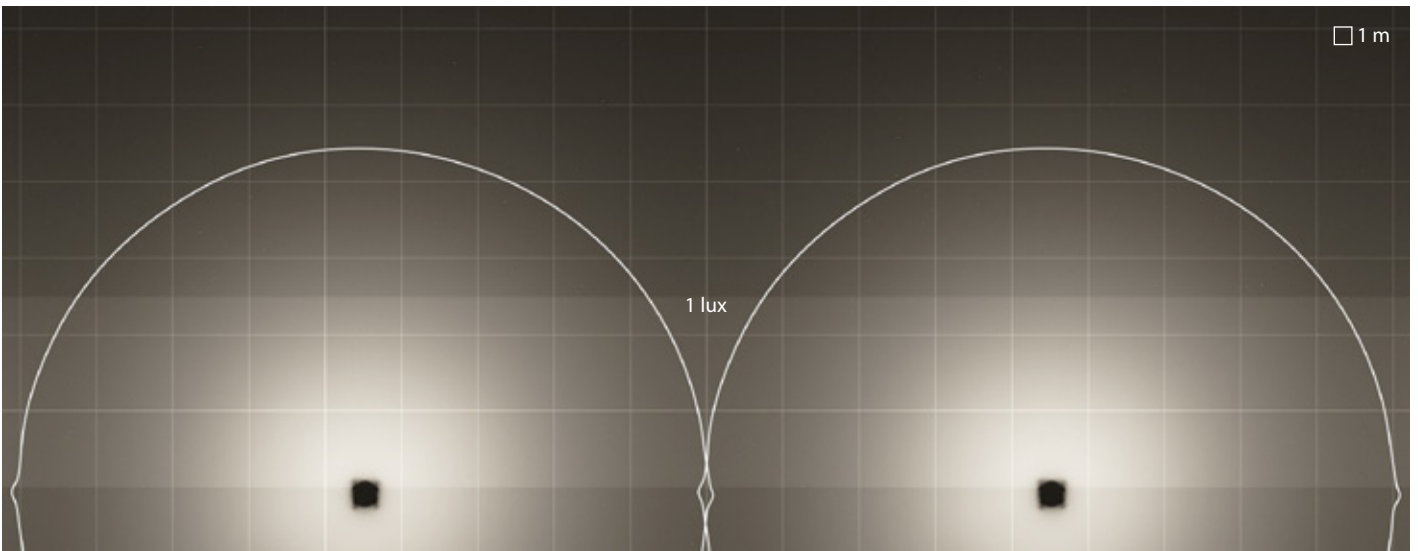
Concrete installation fixing rods are available as accessories. Compatible with standard die-cast aluminium and optional stainless steel heavy use (HU) baseplates






KHA 5 | C/EW extra wide circle reflector

Luminaire spacing = 7m
 Path depth = 2m
 Mounting height = 0m




KHA 9 | C/EW extra wide circle reflector

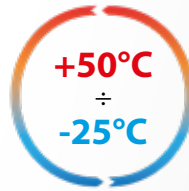
Luminaire spacing = 9m
 Path depth = 2.5m
 Mounting height = 0m



KHA 5 | C/EW extra wide circle reflector



KHA 9 | C/EW extra wide circle reflector



1508 min Luminaire lumen output (lm) 1587 max

- AN-96 / Anthracite gray / Textured
- BK-81 / Black / Textured
- INOX / Stainless steel / Matt

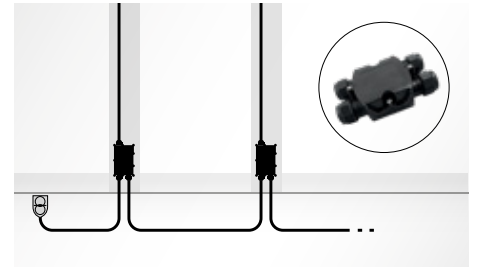
UV and heat stabilised high-transparency polycarbonate optics. The optical unit compartment features superior heat dissipation and IK10-rated impact resistance grating specific light distributions



Housing and cap made of AISI 316 electropolished stainless steel or powder coated aluminium, depending on versions.



Die-cast aluminium floor mount base polyester, powder coated after chemical conversion treatment of the surface.



IP68-rated, loop-through, technopolymer box (WATER-STOP), connected with factory pre-wired H07RN-F cable to the luminaire, for cables \varnothing 7 - 13.5 mm




Concrete installation fixing rods are available as accessories. Compatible with standard die-cast aluminium and optional stainless steel heavy use (HU) baseplates




AISI 304 stainless steel sheet metal sturdy bases for floor mounting are available as accessories. For purpose illumination: promoting safe navigation through campuses, car parks and public spaces



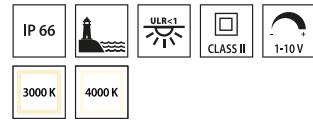


KHA TECH 5 | C/EW extra wide circle reflector



KHA TECH 9 | C/EW extra wide circle reflector

KHA SLIM 93 / 220



483 ————— 592
 min Luminaire lumen output (lm) max

- AN-96 / Anthracite gray / Textured
- BK-81 / Black / Textured
- INOX / Stainless steel / Matt

Housing and cap made of AISI 316 electropolished stainless steel or powder coated aluminium, depending on versions.



Extra pure polished aluminium reflectors.



Die-cast aluminium floor mount base polyester, powder coated after chemical conversion treatment of the surface.

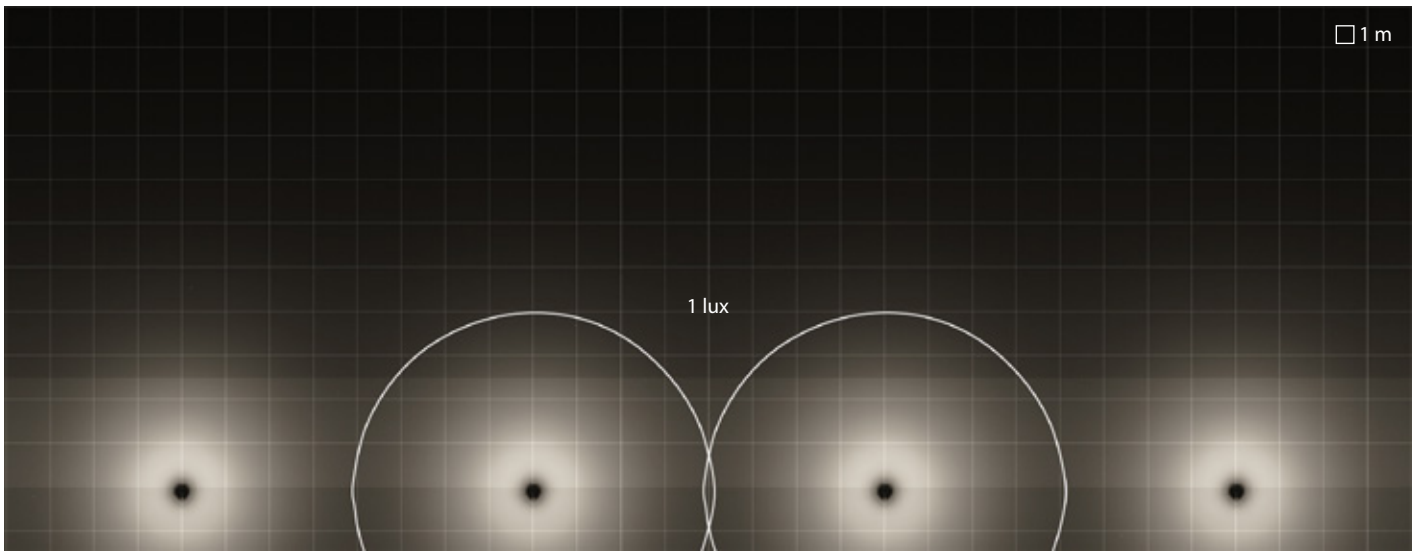


Electrical connection with quick disconnect connector in PA66 without halogens and phosphorus with silver-plated copper contacts, for cables Ø 9 - Ø 14 mm. (KHA SLIM 220)




KHA SLIM 220 floor installation can be done through a galvanised steel plinth to be directly buried in concrete or with a stainless steel base to be fastened to the floor with anchor bolts (included).



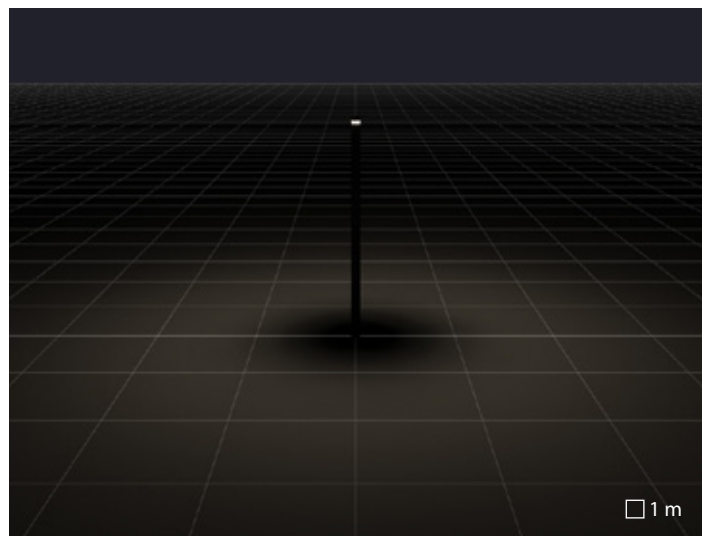


KHA SLIM 93 LED | C/EW extra wide circle reflector

Luminaire spacing = 8m
 Path depth = 2.5m
 Mounting height = 0m



KHA SLIM 93 LED | C/EW extra wide circle reflector



KHA SLIM 220 LED | C/EW extra wide circle reflector





Turner Contemporary | Margate - Kent | UK

INDEX+

More performance, less light sources

Artificial light plays an essential role in the environment during nighttime: it provides orientation, transmits mood and emotion, and draws attention.

INDEX+ is a maintenance-friendly unit offering a considerable power consumption reduction thanks to the exclusive patented optical unit. It provides an improved total investment cost, thanks to the longevity of its electronic components and innovative passive cooling thermal management.



INDEX+

Series of bollards, comprising:

Construction

- UV and heat stabilised high-transparency polycarbonate optics. The optical unit compartment features superior heat dissipation and IK10-rated impact resistance grating specific light distributions
- Aluminium heat sink
- Technopolymer cable compartment cover
- UV stabilised transparent polycarbonate diffuser
- Anti-ageing custom moulded silicone sealing gasket(s)
- Die-cast aluminium cover painted prior chemical preparation of the surface
- Stainless steel locking hardware
- Die-cast aluminium floor mount base polyester powder coat finish prior chemical surface conversion

Installation

- Each luminaire is supplied with two IP 68 cable gland allowing a single or a through power connection
- AISI 304 stainless steel sheet metal sturdy bases for floor mounting are available as accessories. For purpose illumination: promoting safe navigation through campuses, car parks and public spaces
- Concrete installation fixing rods are available as accessories. Compatible with standard die-cast aluminium and optional stainless steel heavy use (HU) baseplates


Listings

- CE / UKCA
- ENEC pending
- EAC
- RCM
- Made in Italy

Warranty

- 5-year limited warranty. Complete warranty terms located at www.performanceinlighting.com





1547 min Luminaire lumen output (lm) 2120 max

- AN-96 / Anthracite gray / Textured
- BK-81 / Black / Textured

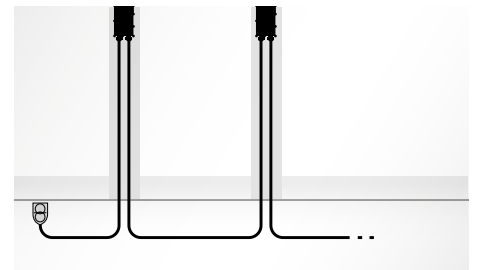
UV and heat stabilised high-transparency polycarbonate optics. The optical unit compartment features superior heat dissipation and IK10-rated impact resistance grating specific light distributions



Compliant with the UNI 10819 Standard and with the Italian regional laws on light pollution



UV stabilised transparent polycarbonate diffuser



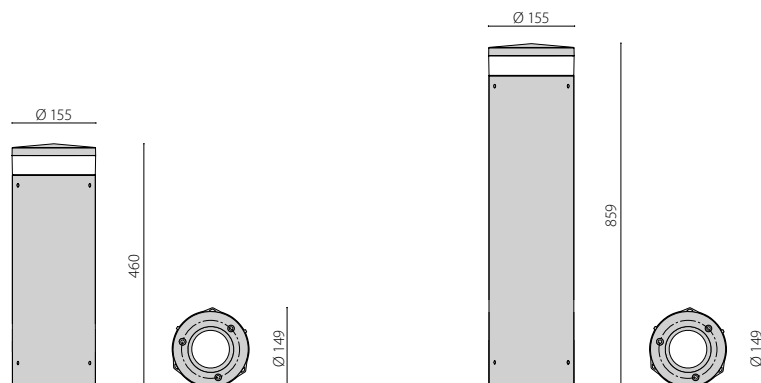
Each luminaire is supplied with two IP 68 cable gland allowing a single or a through power connection

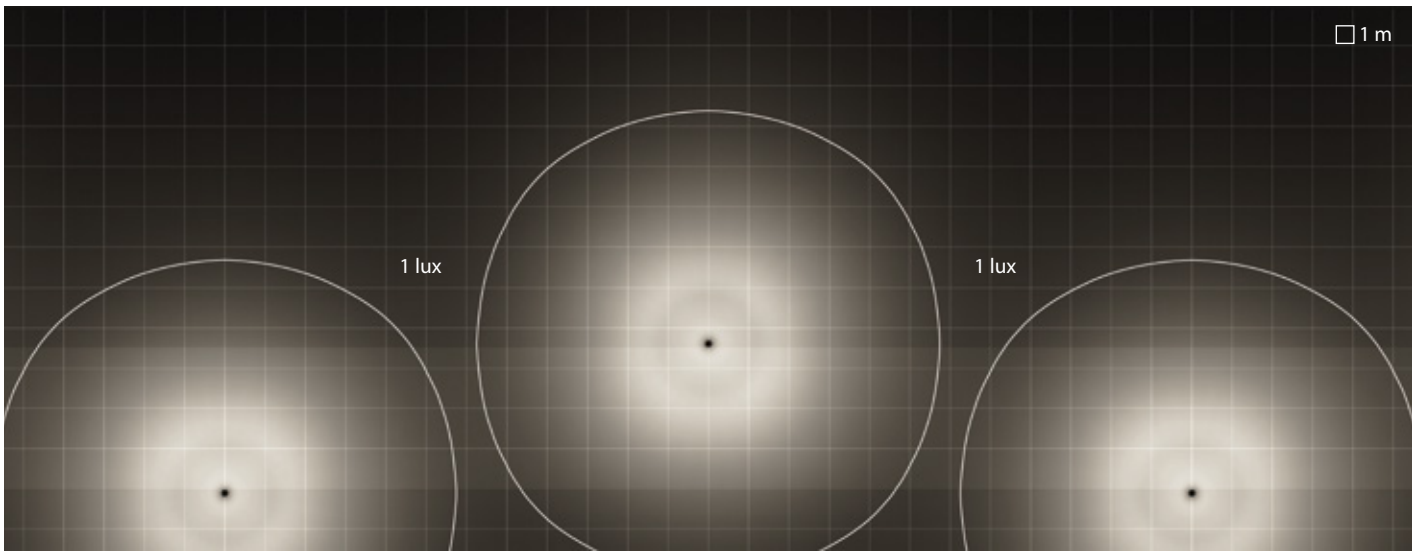


AISI 304 stainless steel sheet metal sturdy bases for floor mounting are available as accessories. For purpose illumination: promoting safe navigation through campuses, car parks and public spaces



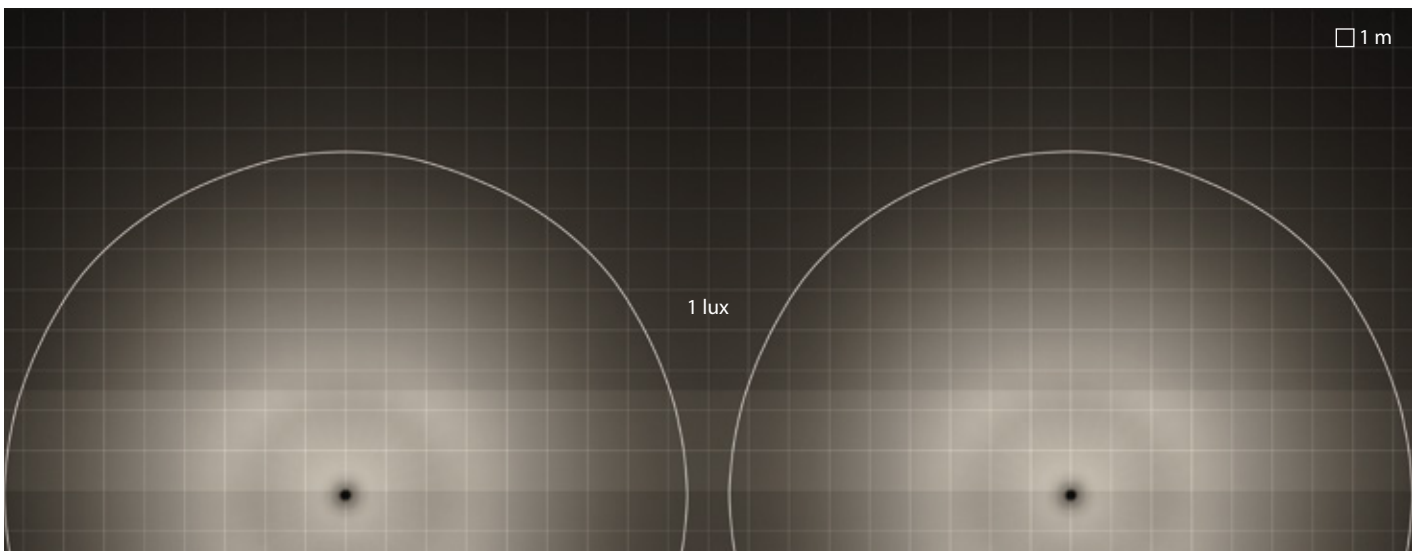
Concrete installation fixing rods are available as accessories. Compatible with standard die-cast aluminium and optional stainless steel heavy use (HU) baseplates






INDEX+ 46 | C/EW extra wide circle reflector

Luminaire spacing = 12m
 Path depth = 3,5m
 Mounting height = 0m




INDEX+ 86 | C/EW extra wide circle reflector

Luminaire spacing = 18m
 Path depth = 2,5m
 Mounting height = 0m



INDEX+ 46 | C/EW extra wide circle reflector



INDEX+ 86 | C/EW extra wide circle reflector

PADO

Use the head

Series of bollards for the signalling of walkways, obstacles or boundaries; they may be used either as a decorative or safety feature. This innovative series provides an extensive range of formal lighting solutions for residential areas.

PADO is compliant with the latest national, and international directives about light pollution, understood as any irradiation whatsoever of direct light outside of areas it is functionally spent for and especially towards the sky.

The BASIC models are designed to retrofit with LED installations; they fit third-parties metallic extrusions or fibreglass poles of different diameters.



Residence "La Valle" | Barco di Lavagno - Verona | Italy

PADO

Pathway bollard series. Fixtures consist of:

Construction

- Die-cast aluminium housing, polyester powder coat finish ISO 9227/12944 - ISO 9223 (C5)
- Internally frosted glass diffuser
- Anti-ageing custom moulded silicone sealing gasket(s)
- Stainless steel locking hardware
- Adapter for posts Ø 42-45 mm made of polyester powder-coated die-cast aluminium

Electrical

- Built-in driver

Installation


- IP-rated external socket-plug fast connector (QUICK), complete with factory pre-wired cable
- Suitable for pole-tops Ø 42 / 45 / 60 mm.

Listings


- CE / UKCA
- EAC
- RCM
- Glare control and upward light pollution laws compliant (0% ULOR rating)
- Made in Italy

Warranty

- 5-year limited warranty. Complete warranty terms located at www.performanceinlighting.com
- Registered trademark®



PADO



IP 65	FULL CUT OFF	ULR<1	CLEA<sup>3>>95	CLASS I
3000 K	4000 K			

830 min Luminaire lumen output (lm) 1160 max

- GR-94 / Metallic grey / Textured
- AN-96 / Anthracite gray / Textured
- BK-81 / Black / Textured

Suitable for pole-tops Ø 42 / 45 / 60 mm.



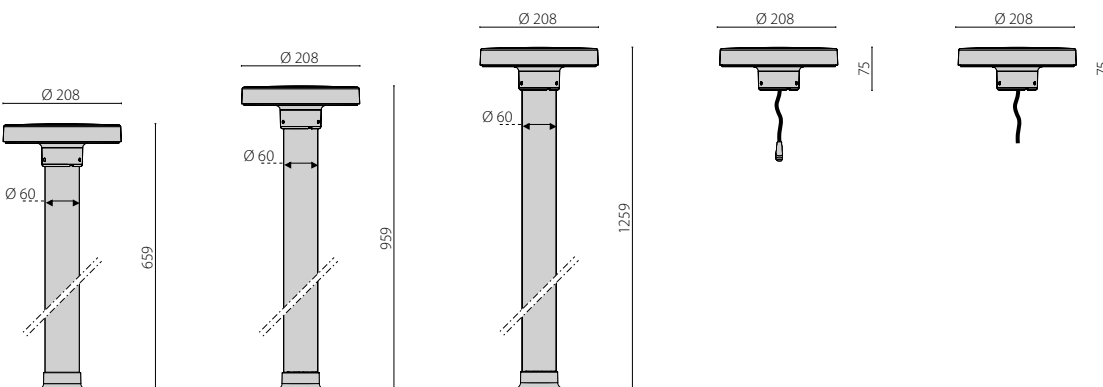
Glare control and upward light pollution laws compliant (0% ULOR rating)



Internally frosted glass diffuser




External electrical connection with sealed plug-socket QUICK, complete with cable.






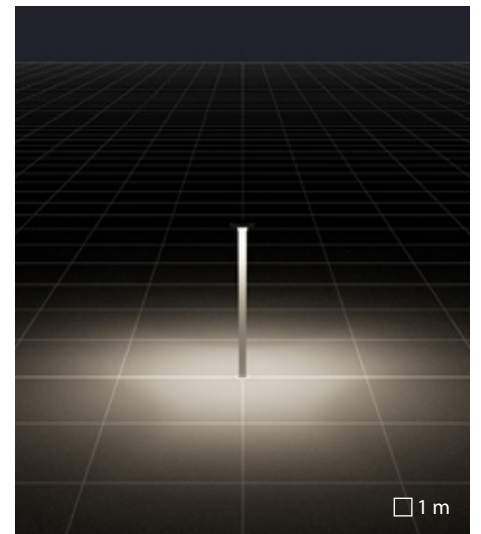
Mitsui Outlet Park | Taichung | Taiwan



PADO 600 | S/EW symmetric extra wide reflector



PADO 900 | S/EW symmetric extra wide reflector



PADO 1200 | S/EW symmetric extra wide reflector





Residence "La Valle" | Barco di Lavagno - Verona | Italy

Q-LIGHT

A sharp edge family

Artificial light plays an essential role in the environment during nighttime: it provides orientation, transmits mood and emotion, and draws attention.

Pairing clean design with robust technical engineering, the Q-LIGHT bridges the divide between minimal beauty and sophisticated performance, making it an aesthetically sound design choice for your current projects.

Q-LIGHT is designed to provide high performance and long life for various applications: walkways, environmental obstacles, boundaries, decoration, and safety lighting.



Q-LIGHT

Landscaping LED bollard, comprising:

Construction

- Die-cast aluminium housing and fixing plate for in-ground installation, painted
- Die-cast aluminium housing, polyester powder coat finish ISO 9227/12944 - ISO 9223 (C5)
- Clear UV-stabilised and impact-resistant technopolymer diffuser
- Extra pure polished aluminium reflector
- Extruded aluminium pole polyester powder coat finish ISO 9227/19244 - ISO 9223 (C5)
- Stainless steel fixing screws and rods

Installation


- External electrical connection with sealed plug-socket QUICK, complete with cable.
- Base plate included

Listings

- CE / UKCA
- EAC
- RCM
- Made in Italy

Warranty

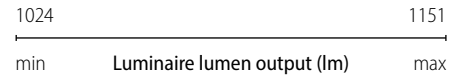
- 5-year limited warranty. Complete warranty terms located at www.performanceinlighting.com



Q-LIGHT



IP 65	CLASS I
3000 K	4000 K

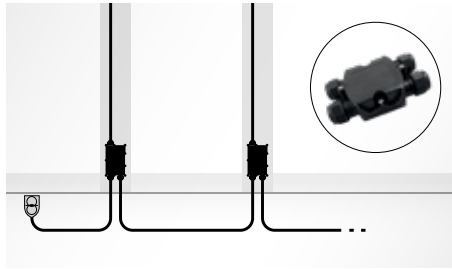


- GR-94 / Metallic grey / Textured
- AN-96 / Anthracite gray / Textured

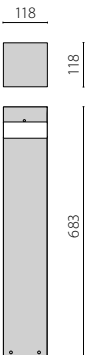
The polycarbonate diffuser with high impact strength is UV-stabilised, therefore prolonged exposure to sunlight does not change the colour or transparency.

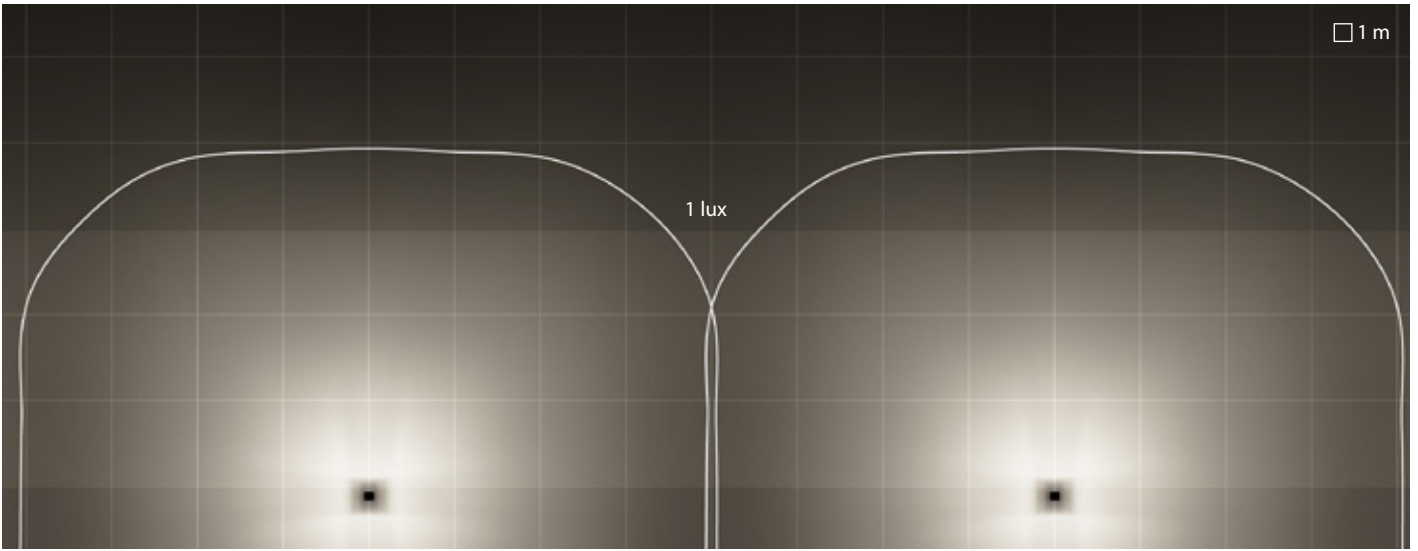


Base plate included



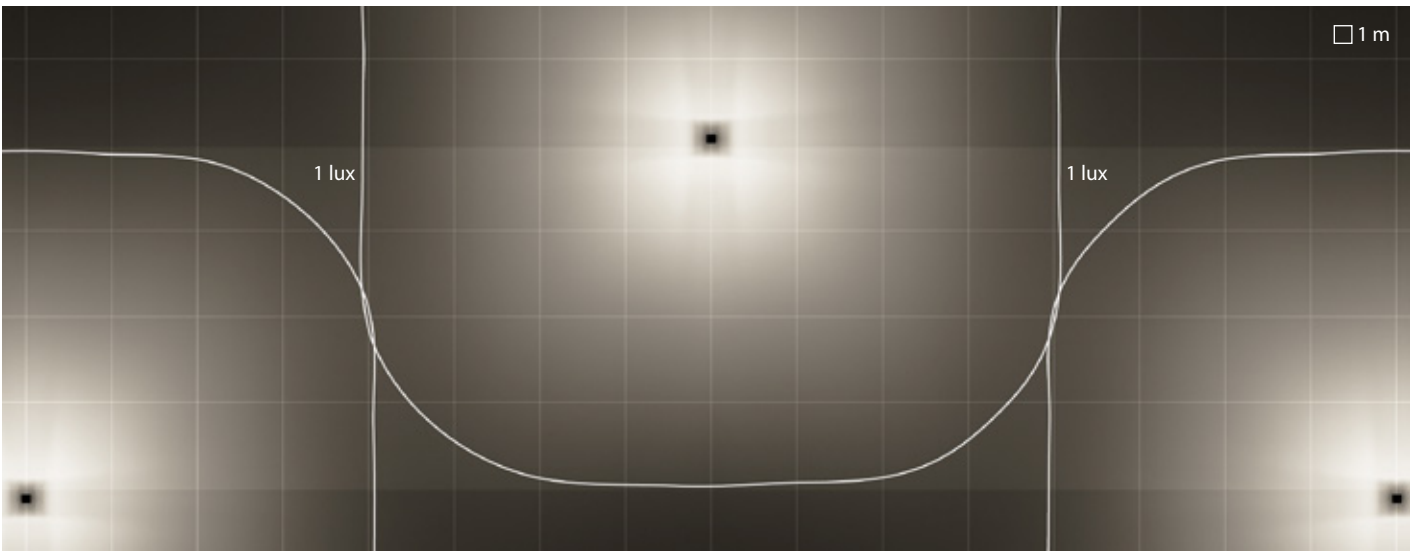
External electrical connection with sealed plug-socket QUICK, complete with cable. Pre-wired factory sealed cable for external electrical connection included.






S/W symmetric wide reflector

Luminaire spacing = 8m
 Path depth = 3m
 Mounting height = 0m



S/W symmetric wide reflector

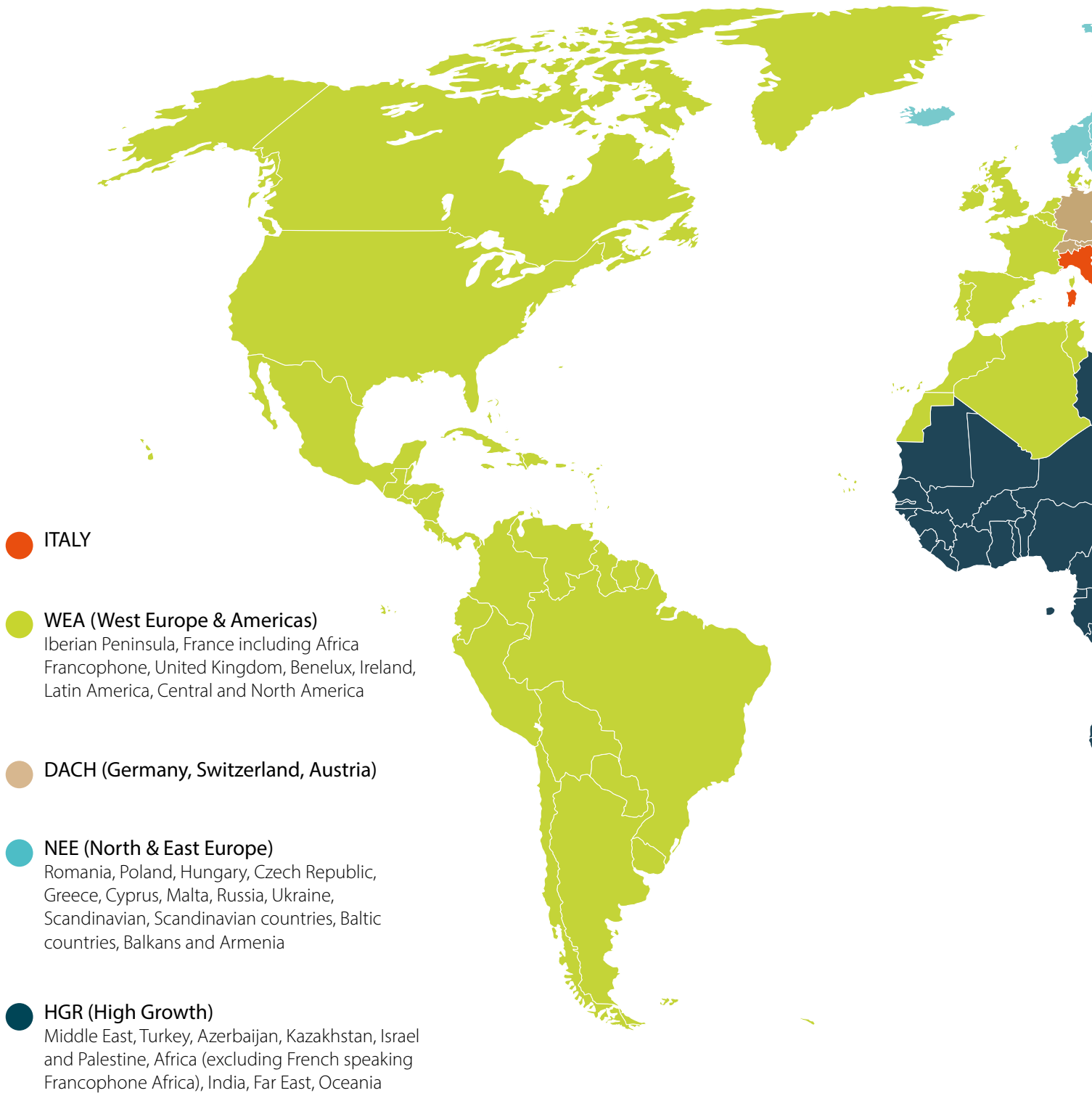
Luminaire spacing = 8m
 Path depth = 4m
 Mounting height = 0m

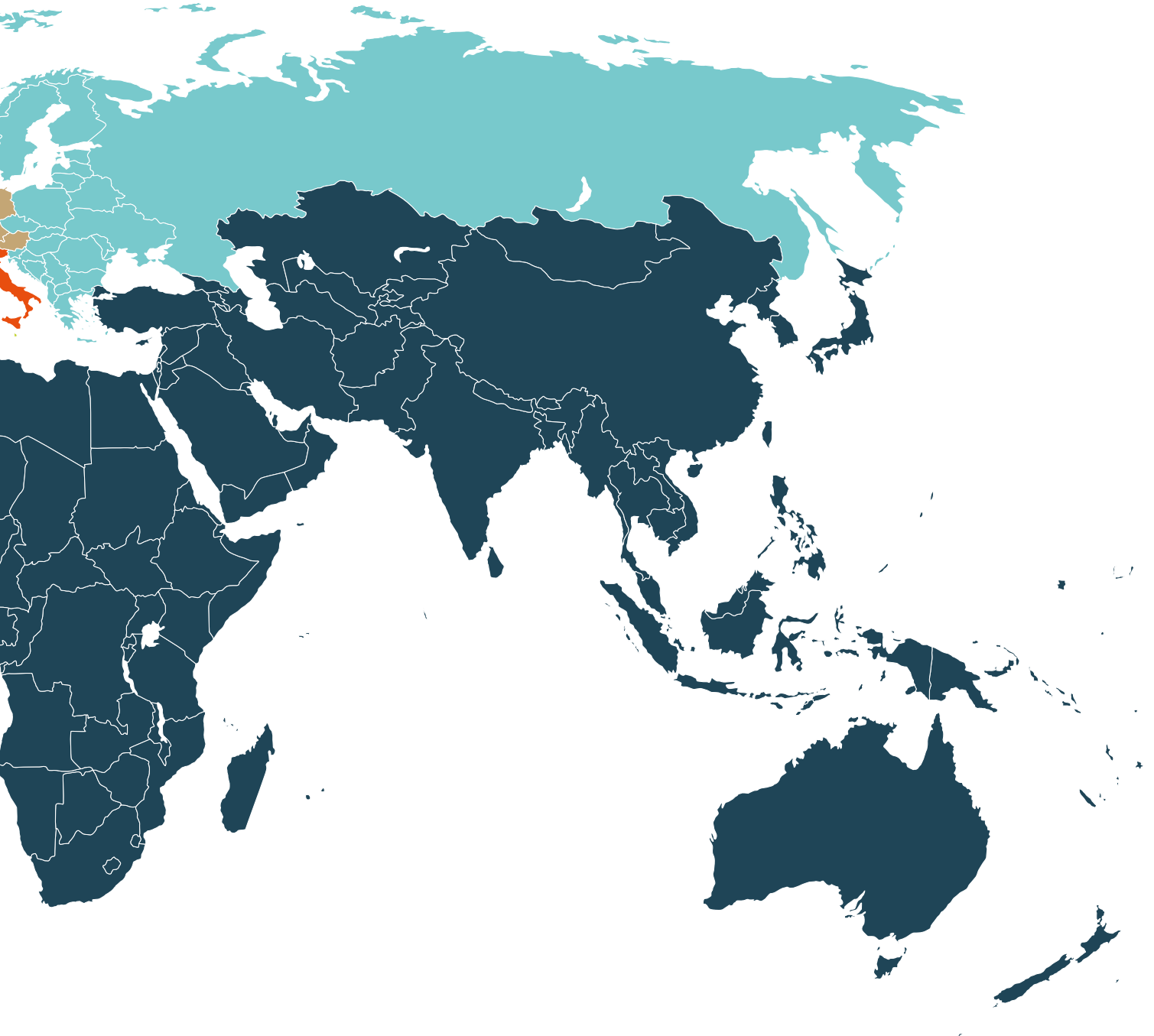


S/W symmetric wide reflector

Structure of the Group

The holding is composed by various manufacturing companies and many branches all over the world. It is a unique industrial framework, its brands are distributed in more than one hundred countries throughout the world.






Colours


Natural Metals



BR-10/
Natural brass/
Glossy



INOX/
Stainless steel/
Glossy



INOX/
Stainless steel/
Matt

Anodized | Metals



GR-11/
Anodised grey/
Matt


Painting | Metals / Technopolymer



AN-96/
Anthracite gray/
Textured



BK-81/
Black/
Textured









GR-94/
Metallic grey/
Textured



WH-87/
White/
Textured

Pictograms







International protection marking

-  Protection against solid objects greater than 1,0 mm.
No protection against water.
-  Protection against solid objects greater than 1,0 mm.
Protection against splashing water.
-  Dust-tight.
Protection against water jets.
-  Total dust protection and total protection against hard splashing water.
-  Dust-tight.
Protection against the effects of temporary immersion.
-  Mechanical resistance to impacts of the diffuser




Mechanical characteristics

-  Adjustable louvre
-  Suitable for sea front installation















Listings

-  Cool touch
-  Walk-over luminaire
-  Drive-over luminaire
-  Full cut-off
-  ULR (Upward Light Ratio) nominal value, device not inclined.
-  3° CIE flow code corresponding to $3\pi / 2$ sr (75.5°).

Protection degree class

-  Class I luminaire.
Luminaire with security earthing.
-  Class II luminaire.
Reinforced or double insulated luminaire without earth protection.
-  Class III luminaire.
SELV (Safety Extra Low-Voltage) luminaire which can only be fed by an extra low voltage supply (i.e. less than 50 Volts). Class III luminaires may not be earthed.

Electronic features

-  Double switch
-  Dimmable 1-10V
-  Dimmable DALI
-  DMX dimming function
-  Surge protection up to 10 kV
-  Infrared motion sensor
-  Power levels selectable during installation
-  Emergency luminaire 1 h
-  Emergency luminaire 3 h
-  2700 K
-  3000 K
-  4000 K
-  Dynamic white
-  RGBW



Church of St. George in Braida | Verona | Italy

PERFORMANCE IN LIGHTING S.p.A.

Viale del Lavoro 9/11

37030 Colognola ai Colli (VR) - Italy

T +39 045 61 59 211

E info.it@pil.lighting

www.performanceinlighting.com

PERFORMANCE
 LIGHTING

powered by

